


Министерство науки и высшего образования РФ Ульяновский государственный университет	Форма	
Ф-Рабочая программа дисциплины		

APPROVED
BY THE DECISION OF THE ACADEMIC
COUNCIL OF THE INSTITUTE OF
MEDICINE, ECOLOGY AND PHYSICAL
CULTURE OF USU
DATED MAY 17, 2023, PROTOCOL
NO. 9/250
CHAIRMAN / MIDLENKO V.I./
(SIGNATURE, TRANSCRIPT OF SIGNATURE)
"17" MAY 2023.



WORKING PROGRAM OF THE DISCIPLINE

Discipline:	Obstetricsandgynecology
Faculty	Medical
Department e	ObstetricsandGynecology (AH)
course	4,5,6 (7-8-9-A-B semesters)

Direction (specialty)_ 31.05.01. "General medicine"
(code of the direction (specialty), full name)

Form of training _____ full-time _____

Date of introduction to the educational process of USU: "01" September 2023

The program was updated at the meeting of the department: protocol no. 1 from 30.08.2024 G.

The program was updated at the meeting of the department: protocol no. ___ from ___ 20 ___ G.


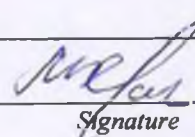
The program was updated at the meeting of the department: protocol no. ___ from ___ 20 ___ G.


The program was updated at the meeting of the department: protocol no. ___ from ___ 20 ___ G.

The program was updated at the meeting of the department: protocol no. ___ from ___ 20 ___ G.

Information about developers:

last name first name patronymic	Department	Position, academic degree, title
Marinova O.A.	ObstetricsandGynecol ogy (AH)	SeniorLecturer
Trubnikova L.I.	ObstetricsandGynecol ogy (AH)	Professor, MD.

AGREED	AGREED
Head of the Department of Obstetrics and Gynecology, implementing the discipline	Head of the Graduating Department of Hospital Therapy
 / Trubnikova L.I. / Signature FULL name «17» May 2023г.	 / A.M.A. Vize-Khripunova / Signature FULL name «17» May 2023г.

Министерство науки и высшего образования РФ Ульяновский государственный университет	Форма	
Ф-Рабочая программа дисциплины		

1. GOALS AND OBJECTIVES OF MASTERING THE DISCIPLINE:

Objectives of the discipline: training of a highly qualified doctor with certain knowledge in the field of obstetrics and gynecology, taking into account further training and professional activity in the specialty "Medical business". Based on the knowledge of normal, pathological anatomy, topographic anatomy, normal and pathological physiology of the reproductive system of women, symptomatology of the most important forms of pathological conditions of the female genital organs, the student should be able to logically substantiate the diagnosis of diseases, conduct differential diagnosis, therapy, prevention and rehabilitation of pregnant women, women in labor and maternity, gynecological patients, be able to provide medical assistance in emergency conditions pregnant women, women in labor, newborns and patients with gynecological diseases. Possess an algorithm for conducting physiological pregnancy and childbirth in occipital presentation in accordance with the procedure for providing medical care and federal clinical recommendations, conducting physiological pregnancy and childbirth to the reception of normal childbirth.

Tasks of mastering the discipline:

1. Familiarization with the organization of work of obstetric and gynecological hospitals, women's consultations, the main indicators of their activities, regulatory and legal documentation regulating the work of medical institutions.
2. Independent registration of medical documentation (birth history, gynecological patient's medical history, outpatient cards of women).
3. Readiness to collect and analyze complaints of pregnant women, gynecological patients, their anamnesis data, examination results, laboratory, instrumental, pathologic-anatomical and other studies in order to recognize the condition or establish the presence or absence of the disease
4. Mastering the main stages of medical and diagnostic work with pregnant women, women in labor and maternity, gynecological patients in the process of independent medical activity with the control and correction of its teacher leading practical classes.
5. The ability to assess morphofunctional, physiological conditions and pathological processes in a woman's body to solve professional problems in the field of obstetrics and gynecology
6. The ability to prescribe treatment and monitor its effectiveness and safety
7. Assimilation and consolidation of practical skills and abilities on the simulator and at the bedside of a pregnant woman, a woman in labor, a maternity hospital and a gynecological patient.
8. Formation of the ability to make and justify a clinical diagnosis, to conduct differential diagnosis of pathological conditions of pregnant women, women in labor, maternity and gynecological patients, complications of pregnancy, childbirth and the postpartum period, gynecological diseases., with the appointment of treatment, prevention and rehabilitation.


2. THE PLACE OF DISCIPLINE IN THE STRUCTURE OF THE OPOP:

The study of obstetrics and gynecology is carried out in 4-6 courses (7-8-9-A-B semesters). In accordance with the Federal State Educational Standard, discipline B1.O..27 "Obstetrics and gynecology" refers to the basic part of the professional cycle.

The total labor intensity is 12 ZET (432 academic hours)

The basic foundation for the study of the subject is laid in junior courses, at the departments of Anatomy, Physiology, Biochemistry, Pharmacology, Propaedeutics of Internal Diseases and radiation diagnostics, General Surgery (previous training).


In parallel, the study of pathological physiology, pathological anatomy, microbiology,

Министерство науки и высшего образования РФ Ульяновский государственный университет	Форма	
Ф-Рабочая программа дисциплины		

immunology, virology is carried out at the relevant departments. To study the discipline, knowledge, skills and abilities formed by previous disciplines/practices are necessary:

The list of competencies in the discipline of Obstetrics and gynecology in the specialty 31.05.01 "Medical business" with an indication of the stages of their formation in the process of mastering OPOP


semesters	Disciplines	competencies		
		OPK-5	OPK-7	PC-2
7,8,9,A,B	Obstetricsandgynecology	+	+	+
1-2	Biology	+		
1-3	Anatomy	+		
2	Embryonic development of body tissues	+		
2,3	Histology, embryology, cytology	+		
2,3	Biochemistry	+		
3	Neuroanatomy	+		
3,4	Normalphysiology	+		
3,4	Microbiology, virology	+		
4	Physiologyofvisceralsystems	+		
4,5	General surgery. Introduction to the specialty.		+	
5,6	Propaedeuticsofinternaldiseases.	+	+	+
4,5	General surgery. Introduction to the specialty		+	+
5,6	Pathologicalanatomy	+		+
5,6	Pharmacology		+	
5,6	Pathophysiology, clinicalpathophysiology	+		
7	Dentistry		+	+
7,8	Neurology, medicalgenetics, neurosurgery			+
7	Modern aspectsofneurology			+
7	Otorhinolaryngology			+
7-8	Pediatrics			+
7,8	Facultytherapy		+	+
7,8	FacultySurgery			+
8	Dermatovenerology		+	+
8	UrologyandAndrology			+
9	Clinicalpathologicalanatomy			+
9	Psychiatry, medicalpsychology		+	+
9	Clinicalpsychology		+	
9	Ophthalmology			+
9	Endocrinology		+	+
9-11	Hospital surgery, pediatricssurgery		+	+
9-10	Infectiousdiseases		+	+
9,A,B,C	Hospital therapy		+	+
9,A,B,C	Polyclinictherapy		+	
A	Forensicmedicine	+		+

Министерство науки и высшего образования РФ Ульяновский государственный университет	Форма	
Ф-Рабочая программа дисциплины		


A	Traumatology, orthopedics			+
B	Topical issues of gynecology			+
B	Anesthesiology, intensive care and intensive care		+	
B	Clinical pharmacology		+	
C	Topical issues of internal diseases			+
C	Clinical electrocardiography			+
C	Surgical gastroenterology and endoscopy		+	+
C	Oncology, radiation therapy		+	+
C	Radiation diagnostics			+
C	Modern aspects of oncology			+
C	Physiology		+	+
C	Diagnosis and treatment of extrapulmonary tuberculosis			+
C	Current issues of HIV infection			+
2	Therapeutic patient care			+
2	Surgical patient care	+		
2	Assistant to Junior medical staff			+
4	Introductory practice			+
4	Assistant Ward Nurse			+
5	Diagnostic practice			+
6	Assistant Nurse			+
6	Practice in obtaining professional skills and professional experience in the positions of secondary medical personnel			+
8	Assistant doctor of an inpatient institution	+		+
8	Practice on obtaining primary professional skills and skills of a doctor of an inpatient institution	+	+	+
A	Assistant doctor of an outpatient clinic		+	
A	Practice on obtaining primary professional skills and skills of an outpatient clinic doctor		+	
C	Preparation for passing and passing the state exam	+	+	+

3. THE LIST OF PLANNED RESULTS OF TRAINING IN THE DISCIPLINE "OBSTETRICS AND GYNECOLOGY", CORRELATED WITH THE PLANNED RESULTS OF MASTERING THE MAIN PROFESSIONAL EDUCATIONAL PROGRAM 31.05.01. "General medicine"

Code and name of the implemented competence	The list of planned learning outcomes in the discipline (module), correlated with indicators of achievement of competencies
OPK-5.	IDK-1 OPK5

Министерство науки и высшего образования РФ Ульяновский государственный университет	Форма	
Ф-Рабочая программа дисциплины		

<p>Ability to evaluate morphofunctional, physiological states and pathological processes in the human body for solving professional tasks</p>	<p>To know: the structure, topography and development of cells, tissues, organs and systems of the body in interaction with their function in norm and pathology, features of the organizational and population levels of life organization; anatomical and physiological, age-sexual and individual features of the structure and development of a healthy and large organism; the structure of the human body in relation to the function and topography systems and organs, functional systems of the human body, their regulation and self-regulation when exposed to the external environment in norm and pathology; physico-chemical essence of the processes occurring in a living organism at the molecular, cellular, tissue and organ levels; basic laws of development and vital activity of the organism based on the structural organization of cells, tissues and organs; histo-functional features of tissue elements, methods of their research; classification, morphology and physiology of microorganisms and viruses, their impact on health methods of microbiological diagnostics, the use of basic antibacterial, antiviral and biological drugs; microbiological laboratory structure and rules; principles of classification of microorganisms, features of structure and vital activity; methods of isolation of pure cultures of aerobic and anaerobic bacteria and methods of virus cultivation; fundamentals of microbial genetics; essence of biotechnology, concepts and principles of genetic engineering, preparations obtained by genetic engineering methods; basic concepts and problems of the biosphere and ecology, the phenomenon of parasitism and bioecological diseases; functional systems of the human body, their regulation and self-regulation when exposed to the external environment in normal and pathological conditions; structural and functional foundations of diseases and pathological processes, causes, main mechanisms of development and outcomes of typical pathological processes, disorders of the functions of organs and systems; - the structure and functions of the human immune system, its age characteristics, cellular and molecular mechanisms of development and the functioning of the immune system, the main stages, types, genetic control of the immune response, methods of immunodiagnostics; methods of assessing the immune status, indications and principles of its assessment, immunopathogenesis, methods of diagnosing the main diseases of the human immune system, types and indications for the use of immunotropic therapy; general patterns of origin and development of life, anthropogenesis and ontogenesis of man; basic patterns of development and vital activity of the body based on the structural organization of cells, tissues and organs; the concepts of etiology, pathogenesis, morphogenesis,</p>
--	--

Министерство науки и высшего образования РФ Ульяновский государственный университет	Форма	
Ф-Рабочая программа дисциплины		


pathomorphosis of the disease, nosology, principles of classification of diseases, basic concepts of general nosology; the role of causal factors and pathogenic conditions in the occurrence of typical pathological processes and diseases; primary pathological reactions; the development of causal relationships in the pathology of the whole organism; the importance of reactivity of the organism in the occurrence, development and outcome of typical pathological processes and diseases; patterns of pathogenesis and sanogenesis of typical pathological processes and diseases; stages of development of typical pathological processes and diseases, their complications and outcomes; syndromes and symptoms of the most common diseases; etiotropic, pathogenetic and symptomatic principles of treatment of complications of pregnancy, childbirth and postpartum periods, and gynecological diseases.

ID-2 OPK5


Be able to: use educational, scientific, popular science literature, the Internet for professional activities; palpate the main bone landmarks on a person, outline the topographic contours of organs and major vascular and nerve trunks; explain the nature of deviations in the course of development that

They can lead to the formation of variants of anomalies and defects; palpate the main bone landmarks on a person, outline the topographic contours of organs and major vascular and nerve trunks; visually assess and record changes in organs and tissues of the corpse, substantiate the nature of the pathological process and its clinical features.


manifestations; to give a conclusion about the cause of death and formulate a pathoanatomical diagnosis; to use physical, chemical and biological equipment; to work with magnifying equipment (microscopes, optical and simple magnifiers); to give a histophysiological assessment of the state of various cellular, tissue and organ structures; to describe morphological changes in the studied macroscopic, microscopic preparations and electronograms; interpret the results of the most common methods of functional diagnostics used to detect pathology of blood, heart and blood vessels, lungs, kidneys, liver and other organs and systems; recognize changes in the structure of cells, tissues and organs in connection with various physiological and protective-adaptive reactions of the body. evaluate the results of electrocardiography; spirometry; thermometry; hematological indicators; distinguish normal values of metabolite levels in blood serum (glucose, urea, bilirubin, uric acid, lactic and pyruvic acids, etc.), read the proteinogram and explain the reasons for the differences; interpret the data of enzymological studies of blood serum; explain the

Министерство науки и высшего образования РФ Ульяновский государственный университет	Форма	
Ф-Рабочая программа дисциплины		

	<p>mechanisms of development and manifestations of diseases, as well as the mechanisms of action of various principles of treatment and prevention. to register ECG in experimental animals and humans, to determine the main types of arrhythmias, signs of ischemia and myocardial infarction from ECG data; to carry out cytological assessment of inflammatory exudate and determination of phagocytic activity; to calculate and analyze the leukocyte formula; to formulate, register and analyze coagulogram parameters according to hemogram data; to apply basic antibacterial, antiviral and biological drugs; to evaluate possible manifestations of drug overdose and ways to eliminate them; morphological changes in the studied macroscopic, microscopic drugs and electronograms; to determine and evaluate results of electrocardiography; spirometry; thermometry; hematological parameters; distinguish normal values of metabolite levels in blood serum (glucose, urea, bilirubin, uric acid, lactic and pyruvic acids, etc.) from pathologically altered ones, read the proteinogram and explain the reasons for the differences; interpret data from enzymological studies of blood serum; diagnose pathogens of human parasitic diseases on the preparation, slide, photos; conduct microbiological and immunological diagnostics; analyze the issues of general pathology and modern theoretical concepts and trends in medicine;</p> <p>to characterize and evaluate the levels of organization of the human immune system, to evaluate the mediator role of cytokines; to justify the need for clinical and immunological examination of the patient, to interpret the results of the assessment of the immune status by level 1 tests; to interpret the results of the main diagnostic allergological tests; to justify the need for the use of immunocorrective therapy; to palpate the main bone landmarks on a person, to outline the topographic contours of organs and the main vascular and nerve trunks; to explain the nature of deviations in the course of development that can lead to the formation of variants of anomalies and defects.</p> <p>ID-3 OPK 5 Possess: methods of assessment of anatomical, physiological and pathological conditions of women; methods of physical examination of women in any period of life and condition.</p>
<p>OPK-7. The ability to prescribe treatment and monitor its effectiveness and safety</p>	<p>IDK-1 OPK 7 To know: classification and main characteristics of medicines, pharmacodynamics and pharmacokinetics indications and contraindications to the use of medicines, side effects; general principles of prescribing and composing prescription prescriptions of medicines; methods of treatment and indications for their use; mechanism of therapeutic effect of physical therapy and physiotherapy, indications and contraindications to their</p>

Министерство науки и высшего образования РФ Ульяновский государственный университет	Форма	
Ф-Рабочая программа дисциплины		

	<p>appointment, features of their types and methods of modern general anesthesia (mask, endotracheal, intravenous), prevention of postoperative pulmonary complications, clinical and pharmacological characteristics of the main groups of drugs and rational choice of specific drugs in the treatment of major pathological syndromes of diseases and emergency conditions in patients, including the basics of anti-doping legislation.</p> <p>ID-2 OPK7 Be able to: use physical, chemical and biological equipment; classify chemical compounds based on their structural formulas; predict the direction and result of physico-chemical processes and chemical transformations of biologically important substances; use the IUPAC nomenclature of making names according to the formulas of typical representatives of biologically important substances and drugs; analyze the effect of drugs on the totality of their pharmacological properties and the possibility of their use for therapeutic treatment; prescribe medicines, use various dosage forms in the treatment of certain pathological conditions based on the characteristics of their pharmacodynamics and pharmacokinetics; apply basic antibacterial antiviral and biological drugs; evaluate possible manifestations of drug overdose and ways to eliminate them; formulate indications for the chosen method of treatment, taking into account etiotropic and pathogenetic agents, justify pharmacotherapy in a particular patient with major pathological syndromes and urgent conditions, determine the route of administration, regimen and dose of medications, evaluate the effectiveness and safety of the treatment; apply various methods administration of medications.</p> <p>ID-3 OPK 7 Possess: methods of analysis of clinical, laboratory and instrumental data to determine the algorithm of management of a pregnant woman, a woman in labor and maternity, and a gynecological patient, drawing up drug and non-drug treatment regimens.</p>
<p>PC-2 Readiness to collect and analyze patient complaints, medical history data, examination results, laboratory, instrumental, pathologic-anatomical and other studies in order to recognize the condition or establish the presence or absence of the disease</p>	<p>To know: diagnostic methods, diagnostic capabilities of methods of direct examination of a woman of obstetric and gynecological profile; modern methods of clinical, laboratory, instrumental examination of women (including endoscopic, X-ray methods, ultrasound diagnostics).</p> <p>Be able to: determine the status of a pregnant woman, a woman with a gynecological disease: collect anamnesis, conduct a survey of the patient and/or his relatives, conduct a physical examination of the woman (examination, palpation, auscultation); conduct a primary examination of systems and</p>

Министерство науки и высшего образования РФ Ульяновский государственный университет	Форма	
Ф-Рабочая программа дисциплины		


	<p>organs: respiratory, cardiovascular, blood and hematopoietic organs, digestive, endocrine and urinary; outline the volume of additional studies in accordance with the prognosis of pregnancy and gynecological disease, to clarify the diagnosis and obtain a reliable result.</p> <p>Possess: methods of general clinical objective examination (questioning, examination, palpation, percussion, auscultation) during pregnancy and diseases of the genitals; interpretation of the results of laboratory, instrumental diagnostic methods in pathology</p>
--	--

4. THE TOTAL LABOR INTENSITY OF THE DISCIPLINE

4.1. The amount of discipline in credits (total) 12

4.2. The volume of discipline by type of academic work (in hours) **432 hours**

Type of educational work	Number of hours (form of study full-time)					
	Total according to plan	Including semesters				
		7	8	9	A	B
1	2	3	4	5		
Contact work of students with the teacher in accordance with the UP / including in an interactive form	282/45 *282/45	56/6 *56/6	74/9 *74/9	44/9 *44/9	36/9 *36/9	72/12 *72/12
Classroom classes:	282	56	74	44	36	72
<ul style="list-style-type: none"> • Lectures (including PrP)* 	54 *54	10 *10	12 *12	14 *14	-	18 *18
<ul style="list-style-type: none"> • practical classes (including PrP)* 	228/45 *228/45	46/6 *46/6	62/9 *62/9	30/9 *30/9	36/9 *36/9	54/12 *54/12
Independent work	114	16	34	28	18	18
Form of current knowledge control and control independent work: testing, counter. work, colloquium, abstract, etc. (at least 2 types)	Testing Problem solving History genera Medical history Curation Report	Testing Problem solving Birth history Curation Report		Testing Problem solving Medical history Curation Report		Testing Problem solving Curation Report
Types of intermediate certification (exam, credit)	Test exam		test		test	Exam 36 hours.
Total hours by discipline	432h 12 ZET	72h. 2 ZET	108h 3 Z	72h 2 zet	54h. 1.5 ZET	90h.+36h. exam 126h. 3,5

Министерство науки и высшего образования РФ Ульяновский государственный университет	Форма	
Ф-Рабочая программа дисциплины		

						ZET
--	--	--	--	--	--	------------


If it is necessary to use partially/ exclusively distance learning technologies in the educational process, the table slashes the number of hours of teaching staff working with students to conduct classes in a distance format using e-learning.

* the hours of the PrP for the discipline are indicated in accordance with the UP, if the discipline provides for the performance of certain elements of work related to the future professional activities of students.


4.3. The content of the discipline. Distribution of hours by topics and types of academic work:

Form of study full-time


Name of sections and topics	Total	Types of training sessions					Form of current knowledge control
		Classroom classes			Activities in the interests of the active form	Independent work	
		Lectures	Practical classes, seminars	Laboratory work, workshops			
1	2	3	4	5	6	7	
Section 1. Obstetrics 7-8 semester							
1 Principles of organization of obstetric and gynecological care in Russia. Indicators of obstetric hospital activity.	2	2					Testing
2. Ovarian-menstrual cycle	2	2					Testing
3. Physiological mechanisms of regulation of labor activity. The course and management of normal childbirth.	2	2					Testing
4. Anomalies of labor activity	2	2					Testing
5. Bleeding in the first half of pregnancy.	2	2					Testing
6. Bleeding in the second half of pregnancy, in the subsequent and early postpartum periods	2	2					Testing
7. Birth trauma of the mother and fetus	2	2					Testing
8. Preeclampsia/ Eclampsia (etiology, pathogenesis, clinic, diagnosis and treatment).	2	2					Testing

Министерство науки и высшего образования РФ Ульяновский государственный университет	Форма	
Ф-Рабочая программа дисциплины		


9. Caesarean section in modern obstetrics.	2	2					Testing
10. Postpartum septic diseases.		2					Testing
11. Extragenital pathology and pregnancy	2	2					Testing
1. Subject Obstetrics. Principles of organization of obstetric and gynecological care in Russia. Indicators of obstetric hospital activity.	6		6				Testing Problem solving Birth history Curation Report
2. Birth canal and fetus as an object of childbirth. Obstetric terminology.	6		6				Testing Problem solving Birth history Curation Report
3. Biomechanism of labor in anterior and posterior types of occipital presentation. Extensor presentation of the fetus.	6/3		6		3		Testing Problem solving Birth history Curation Report
4. Diagnosis of early and late pregnancy. Methods of examination of pregnant women and women in labor.	6		6				Testing Problem solving Birth history Curation Report
5. Narrow pelvises. Classification, diagnosis, management of pregnancy and childbirth.	6/3		6		3		Testing Problem solving Birth history Curation Report
6. Pelvic presentation. Features of the clinic and delivery management. Manual aids for pelvic presentations. Fetal extraction by the pelvic end	6/3		6		3		Testing Problem solving Birth history Curation Report
7. Transverse position of the fetus. The classic turn of the fetus on the leg. Fruit-destroying operations	6/3		6		3		Testing Problem solving Birth history Curation Report
8. Physiological mechanisms of regulation of labor activity. The course and management of normal childbirth.	6		6				Testing Problem solving Birth history Curation Report
9.	6		6				Testing

Министерство науки и высшего образования РФ Ульяновский государственный университет	Форма	
Ф-Рабочая программа дисциплины		


Anomalies of labor activity							Problem solving Birth history Curation Report
10. Physiological postpartum period. Primary and secondary treatment of newborns	6		6				Testing Problem solving Birth history Curation Report
11. Fetal hypoxia. Methods of diagnosis, therapy	6		6				Testing Problem solving Birth history Curation Report
12. Postpartum septic diseases.	6		6				Testing Problem solving Birth history Curation Report
13. Bleeding in the first half of pregnancy. Immunological incompatibility of mother and fetus. Hemolytic disease.	6		6				Testing Problem solving Birth history Curation Report
14. Bleeding in the second half of pregnancy, in the subsequent and early postpartum periods	6		6				Testing Problem solving Birth history Curation Report
15. Preeclampsia/ Eclampsia (etiology, pathogenesis, clinic, diagnosis and treatment).	6		6				Testing Problem solving Birth history Curation Report
16. Caesarean section in modern obstetrics.	6		6				Testing Problem solving Birth history Curation Report
17. Obstetric forceps. Vacuum extraction of the fetus	6/3		6		3		Testing Problem solving Birth history Curation Report
18. The structure and organization of the work of the women's consultation. The main indicators of its activity.	6		6				Testing Problem solving Birth history Curation

Министерство науки и высшего образования РФ Ульяновский государственный университет	Форма	
Ф-Рабочая программа дисциплины		


Features of medical examination of high-risk pregnant groups. Toxicosis of the first half of pregnancy							Report
1. Ovarian-menstrual cycle.	10					10	Problem solving
2. Fertilization. Stages of intrauterine fetal development.	9					9	Problem solving
3. Changes in a woman's body during pregnancy.	8					8	Problem solving
4. Perinatology as a science. The concept of a fetoplacental unit. The influence of harmful factors on the fetus.	10					10	Problem solving
5. Fetal hypoxia and newborn asphyxia.	8					8	Problem solving
6. Miscarriage, perenashivanie pregnancy.	5					5	Problem solving
Protection of the birth history. Test							test
Total: 5 ZET	180/15	22	108	-	15	50	Test Testing Problem solving Birth history Curation
Section 2. Gynecology 9th semester							
1. Family planning. Modern contraceptives.	2	2					Testing
2. Neuroendocrine syndromes	2	2					Testing
3. Uterine fibroids.	2	2					Testing
4. Endometriosis	2	2					Testing
5. Inflammatory diseases of the female genital organs of non-specific etiology.	2	2					Testing
6. Benign and precancerous diseases of the cervix. Cervical cancer.	2	2					Testing
7. A barren marriage.	2	2					Testing
1. Anatomy of the female genital organs. Methods of research in gynecology.	6/10		6			10	Testing Problem solving Birth history Curation Report
2. Ovarian-menstrual cycle and its regulation. Functional diagnostic test	6		6				Testing Problem solving

Министерство науки и высшего образования РФ Ульяновский государственный университет	Форма	
Ф-Рабочая программа дисциплины		


s.							Birth history Curation Report
3. Amenorrhea. Hypomenstrualsyndrom e.	6		6				Testing Problem solving Birth history Curation Report
4. Neuroendocrinesyndromes	6		6				Testing Problem solving Birth history Curation Report
5. Uterinefibroids	6/5		6		5		Testing Problem solving Birth history Curation Report
6. Endometriosis	6/3		6		3		Testing Problem solving Birth history Curation Report
7. Abnormal uterine bleeding. Hyperplastic processes of the endometrium. Canceroftheuterinebody	6		6				Testing Problem solving Birth history Curation Report
8. Inflammatory diseases of the female genital organs of non-specific and specific etiology	6		6				Testing Problem solving Birth history Curation Report
9. Benign and precancerous diseases of the cervix. Cervicalcancer.	6		6				Testing Problem solving Birth history Curation Report
10. Benign ovarian tumors. Ovarian cancer.	6		6				Testing Problem solving Birth history Curation Report
11. Medical examination of gynecological patients. Day hospitals. Risk groups Family planning. Modern contraceptives	6		6				Testing Problem solving Birth history Curation Report
1. Acuteabdomeningynecology	8					8	Problemsolving

Министерство науки и высшего образования РФ Ульяновский государственный университет	Форма	
Ф-Рабочая программа дисциплины		

2. Organization of gynecological care in Russia. The structure and organization of the gynecological hospital, performance indicators.	6					6	Problemsolving
3. Menstrual cycle disorders (classification, etiopathogenesis, diagnosis, general principles of therapy).	8					8	Problemsolving
4. Endoscopic methods in gynecology	4					4	Problemsolving
5. Physiotherapeutic and balneological methods of treatment of gynecological patients	4					4	Problemsolving
6. Trophoblastic disease	8					8	Problemsolving
Protection of medical history. Test						8	Test Medical history
Total: 3.5 Z	126/18	14	66	-	18	46	Test Testing Problem solving Medical history Curation Report
Section 3 Obstetrics and Gynecology Per semester							
1. Massive obstetric bleeding. Hemorrhagic shock. DIC syndrome	2	2					Testing
2. Preeclampsia and eclampsia, modern classification and therapy of severe forms	2	2					Testing
3. Placental insufficiency and fetal growth retardation syndrome	2	2					Testing
4. Septic shock. Obstetric peritonitis	2	2					Testing
5. Abnormal uterine bleeding	2	2					Testing
6. Principles of hormone therapy in gynecology	2	2					Testing
7. Inflammatory diseases of the genitals of a specific etiology. STIs	2	2					Testing
8. Acute abdominal gynecology	2	2					Testing
9. Neuroendocrine syndromes	2	2					Testing
1. Maternal and perinatal mortality. Causes, ways of decline. Levels of obstetric care. Routing of pregnant women,	5		5				Testing

Министерство науки и высшего образования РФ Ульяновский государственный университет	Форма	
Ф-Рабочая программа дисциплины		

women in labor, women in labor. The concept of near miss/							
2. The modern doctrine of a narrow pelvis. Clinically narrow pelvis.	5/3		5		3		Testing Problem solving Curation of pregnant women, women in labor, women in labor Report
3. Pelvic presentation, management and delivery tactics in modern obstetrics. The transverse position of the fetus. Obstetric forceps, indications, conditions, technique. Vacuum extraction of the fetus, indications, conditions, technique	5/3		5		3		Testing Problem solving Curation of pregnant women, women in labor, women in labor Report
4. Anomalies of labor activity, modern aspects of diagnosis, treatment, delivery, prevention.	5		5				Testing Problem solving Curation of pregnant women, women in labor, women in labor Report
5. Bleeding in the first half of pregnancy, diagnosis, treatment, prevention, prognosis. Premature birth. Premature detachment of a normally located placenta. Placenta previa. Management of pregnancy and childbirth	5		5				Testing Problem solving Curation of pregnant women, women in labor, women in labor Report
6. Bleeding in the subsequent and early postpartum periods. Modern methods of stopping uterine bleeding. Rupture of the uterus.	5		5				Testing Problem solving Curation of pregnant women, women in labor, women in labor Report
7. Preeclampsia and eclampsia, modern classification and therapy of severe forms.	5		5				Testing Problem solving Curation of pregnant

Министерство науки и высшего образования РФ Ульяновский государственный университет	Форма	
Ф-Рабочая программа дисциплины		


							women, women in labor, women in labor Report
8.Caesarean section in modern obstetrics.	5/3		5		3		Testing Problem solving Curation of pregnant women, women in labor, women in labor Report
9.Postpartumsepticdiseas es	5		5				Testing Problem solving Curation of pregnant women, women in labor, women in labor Report
10.Pregnancyandextrage nitalpathology	17		5			12	Testing Problem solving Curation of pregnant women, women in labor, women in labor Report
11.Intrauterine fetal hypoxia. Modern methods of diagnosing the condition of the intrauterine fetus: chronic and acute fetal hypoxia.	10/3		4		3	6	Testing Problem solving Curation of pregnant women, women in labor, women in labor Report
Exam							exam
Total: 3.5 ZET	126/12	18	54		12	18	Exam 36h.
Total: 12 ZET	432/45	54	228		45	114	36

5. CONTENT OF THE DISCIPLINE

Lectures

Section 1. Obstetrics (7-8 semester)

Topic 1. Principles of organization of obstetric and gynecological care in Russia. Indicators

Министерство науки и высшего образования РФ Ульяновский государственный университет	Форма	
Ф-Рабочая программа дисциплины		

of obstetric hospital activity.

The subject of obstetrics, the main stages of the development of obstetrics. Indicators of obstetric hospital activity. The National Obstetric and Gynecological school and its leaders. The role of Russian scientists in the development of obstetrics. A brief history of the department.

Topic 2. Ovarian-menstrual cycle.

The main periods in a woman's life. The formation of specific functions of the female body: menstrual, reproductive. Regulation of the ovarian - menstrual cycle. Hormones and their biological role.

Topic 3. Physiological mechanisms of regulation of labor activity. The course and management of normal childbirth.

Causes of childbirth. Prostaglandin theory of the development of labor activity. Regulation of labor activity. The concept of the body's readiness for childbirth. Periods of labor. Duration of labor. Management of childbirth.

Topic 4. Anomalies of labor activity.

Disorders of contractile activity of the uterus, classification, etiology, clinic, diagnosis and basic principles of treatment.

Topic 5. Bleeding in the first half of pregnancy.

Spontaneous abortion; ectopic pregnancy; cystic drift. Etiology, diagnosis, clinic, principles of treatment.

Topic 6. Bleeding of the second half of pregnancy, bleeding in the subsequent and early postpartum periods.

Placenta previa, PONRP. Etiology, pathogenesis; clinic, diagnosis, course. Violation of the processes of separation and isolation of the afterbirth. Causes, diagnosis, treatment. Hypo- and atonic state of the uterus. Etiology, pathogenesis, clinic, treatment. Hemorrhagic shock, thrombohemorrhagic syndrome. Modern principles of treatment.

Topic 7. Birth trauma of the mother and fetus.

Ruptures of the uterus, perineum, cervix, vagina, causes, clinic, treatment. Prevention.

Topic 8. Preeclampsia/eclampsia (etiology, pathogenesis, clinic, diagnosis and treatment).

Classification, etiology, pathogenesis. Clinic and diagnostics. Basic principles of treatment. Prevention of preeclampsia in the railway

Topic 9. Caesarean section in modern obstetrics.

The history of caesarean section. Classification. Absolute and relative indications for caesarean section, conditions, contraindications, the technique of corporeal caesarean section and cesarean section in the lower uterine segment. Advantages and disadvantages of each method. Management of the postoperative period

Topic 10. Postpartum septic diseases.

Classification, etiology, pathogenesis. Clinic, diagnosis, treatment and prevention of postpartum septic diseases (postpartum ulcers, endometritis, parametritis, salpingoophoritis, pelvioperitonitis). Septic shock. Clinic, diagnosis, therapy.


Topic 11. Extragenital pathology and pregnancy.

Diseases of the cardiovascular system (heart defects, hypertension, hypotension), anemia, pyelonephritis, diabetes mellitus and pregnancy.

Section 2. Gynecology (9-A).

Topic 1. Family planning. Modern contraceptives.

The concept of family planning. Family planning centers. Definition of contraception. Classification of methods of contraception. Advantages, disadvantages, contraceptive

Министерство науки и высшего образования РФ Ульяновский государственный университет	Форма	
Ф-Рабочая программа дисциплины		

effectiveness of various methods of contraception. Principles of selection of contraceptives in women of different age groups

Topic 2. Neuro – endocrine syndromes.

Premenstrual syndrome. Pathogenesis. Clinical manifestations, differential diagnosis. Modern approaches to treatment. Menopausal syndrome. Pathogenesis, clinic, diagnosis, treatment. Post-castration syndrome. The mechanism of occurrence, changes in various organs and systems, clinic, treatment.

Topic 3. Uterine fibroids.

Modern theories of the pathogenesis of uterine fibroids. Classification, clinic, diagnostics. Conservative and surgical methods of treatment. Indications for the choice of treatment method. Rehabilitation measures.

Topic 4. Endometriosis.

Definition of the concept. Modern ideas about the occurrence of endometriosis. Classification. Clinical manifestations of genital and extragenital endometriosis. Surgical and conservative methods of endometriosis therapy. Rehabilitation of patients.

Topic 5. Inflammatory diseases of the female genital organs of non-specific etiology.

Modern features of etiological factors of inflammatory diseases. Three stages of the clinical course. Basic and additional diagnostic methods. Laboratory research methods. Modern approaches to treatment. Criteria of cure. Indications for surgical treatment. Methods of prevention.

Topic 6. Benign and precancerous diseases of the cervix. Cervical cancer.

The concept of benign and precancerous diseases of the cervix. Causes of occurrence. Clinical manifestations. Basic and additional research methods. Methods of treatment. Dispensary observation.

Topic 7. Infertile marriage

Definition of infertile marriage, Male and female infertility, Classification of male and female infertility. The algorithm for diagnosing infertile marriage. Methods of treatment. ART

Section 3. Obstetrics and Gynecology (B).

Topic 1. Massive obstetric bleeding. Hemorrhagic shock. DIC syndrome. Prevention, therapy, resuscitation.

Bleeding of the second half of pregnancy: placenta previa, premature detachment of the normally located placenta. Clinic. Diagnostics. Complications. Hemorrhagic shock. Classification by severity. Shock index (Algover Index). The volume and sequence of resuscitation measures. Prevention.

DIC syndrome. Etiopathogenesis. Phases of DIC syndrome: hypercoagulation, hypocoagulation, hypofibrinogenemia with expanded fibrinolysis, terminal. Rapid diagnostic tests. Prevention. Step-by-step therapy.

Topic 2. Preeclampsia/eclampsia modern classification and therapy of severe forms.


Definition of the concept. Risk groups for the development of preeclampsia/eclampsia. Classification. Pathogenesis: endotheliosis. Basic PE/E therapy. Indications for early delivery.

Topic 3. Placental insufficiency. Intrauterine fetal development delay syndrome.

Definition of the concept. Structural elements of the placenta. The mechanism of development of placental insufficiency. Clinical manifestations of placental insufficiency. Methods for assessing the functional state of the fetoplacental complex. Classification of placental insufficiency (acute and phonic, primary and secondary). Risk groups for placental insufficiency. Basic principles of treatment of placental insufficiency.

Topic 4. Septic shock. Obstetric peritonitis

Sepsis. Septic shock. Obstetric peritonitis. Definition of the concept. Pathogenesis of septic

Министерство науки и высшего образования РФ Ульяновский государственный университет	Форма	
Ф-Рабочая программа дисциплины		

shock. The significance of previous septic diseases of the first and second stages in the development of septic shock and obstetric peritonitis. Classification of pathogens. Clinical stages of development. Methods of diagnosis and control of the development of multiple organ failure (qSOFA scale). Intensive therapy of respiratory, cardiovascular and renal insufficiency. Empirical antibiotic therapy. Tactics of surgical treatment. Rehabilitation

Topic 5. Abnormal uterine bleeding

Definition of the concept. Classification of abnormal uterine bleeding according to FIGO. Bleeding category Palm and COEIN. Bleeding associated with ovulation disorders in various age periods. Diagnostic algorithm. Methods of hormonal and non-hormonal treatment. Correction of the disturbed menstrual cycle.

Topic 6. Principles of hormone therapy in gynecology

Hormone replacement therapy for hypofunction or loss of ovarian function. Stimulating therapy in violation of neurohormonal relationships. Inhibition of ovulation, if necessary, eliminate the normal feedback mechanism. Elimination of trophic disorders in the genitals by causing proliferation in the endometrium, mucous membranes of the vulva and vaginas

Topic 7. Inflammatory diseases of the genitals of specific etiology. STIs.

Definition of the concept. Chlamydia. Features of the pathogen. Ways of infection. Diagnostic methods. Clinic. Therapy. Candidiasis. Features of the pathogen. Classification. Clinic. Diagnostics. Methods of treatment. Genital herpes. Features of the pathogen. Ways of infection. Clinic. Diagnostic methods. Therapy. Cytomegalovirus. Features of the pathogen. Clinic. Diagnostics. Methods of treatment.

Trichomoniasis. Features of the pathogen. Ways of infection. Clinic. Diagnostics. Methods of treatment.

Topic 8. Acute abdomen in gynecology.

Definition of the concept. Causes of acute abdominal pain in gynecology.

Ectopic pregnancy. Clinic. Diagnostics. Algorithm of medical measures. Rehabilitation of patients after ectopic pregnancy. Twist the legs of the ovarian tumor. Clinic. Diagnostics. Medical tactics. Ovarian apoplexy. Clinic. Diagnostics. Medical tactics depending on the form of apoplexy (anemic, painful). Tuboovarian formations of inflammatory etiology. Clinic. Diagnostics. Medical tactics.

Topic 9. Neuro-endocrine syndromes Menopausal syndrome. Classification of symptoms, determination of severity. Pathogenetic and symptomatic therapy. Premenstrual syndrome. Clinical forms. Etiology and pathogenesis. Diagnostics, methods of treatment.


Educational and industrial practices for all areas of training / specialties of all forms of training can be partially or fully implemented in the distance format" with the use of e-learning (online courses, lectures and seminars in videoconference mode, virtual practical classes, individual tasks in EIOS, etc.).

6. TOPICS OF PRACTICAL CLASSES

Section 1. Obstetrics (7-8 semester)

Topic 1. The subject Of Obstetrics. Principles of organization of obstetric and gynecological care in Russia. Indicators of obstetric hospital activity.

The structure of a typical maternity hospital, the basic principles of the organization of the work of the reception department, physiological and observational obstetric departments, neonatal department, prenatal department. Sanitary and epidemiological regime in the maternity hospital. The main indicators of the maternity hospital: Maternal and perinatal mortality, causes, ways of reduction, calculation of indicators; bed occupancy per year, bed turnover per year, average length of stay of the maternity hospital.

Министерство науки и высшего образования РФ Ульяновский государственный университет	Форма	
Ф-Рабочая программа дисциплины		

Questions:

- Structure of a typical maternity hospital
- Basic principles of the organization of the reception department,
- Basic principles of organization of work of physiological and observational obstetric departments,
- Basic principles of the organization of the work of the newborn department,
- Basic principles of the organization of the prenatal department
- Sanitary and epidemiological regime in the maternity hospital.
- The main indicators of the maternity hospital: bed occupancy per year, bed turnover per year, average length of stay of the maternity hospital
- Maternal mortality, calculation of the indicator. Ways to reduce
- Perinatal mortality, structure, calculation of the indicator. Ways to reduce

Topic 2. Birth canal and fetus as an object of childbirth. Obstetric terminology.

Comparative characteristics of the male and female pelvis, pelvic planes and their dimensions, measurement of the diagonal conjugate, the size of the head of a full-term fetus, the location of the fetus in the uterus; the type and position of the fetus.

Questions:

- The concept of "Birth canal"?
- Female pelvis, bones, joints, as opposed to male
- Pelvic planes and their dimensions, measurement of the diagonal conjugate,
- The fetus as an object of childbirth, the size of the head of the full-term fetus
- Obstetric terminology

Topic 3. Biomechanism of childbirth in anterior and posterior types of occipital presentation.

Identification points of the pelvis, fetal head. The concept of "wired point", "fixation point". The main points of the biomechanism of childbirth in the anterior and posterior types of occipital presentation of the fetus (using a phantom, doll, pelvis, simulation class).

Questions:

- Definition of "Biomechanism of childbirth"
- The concept of "wired point", "fixation point".
- The main points of the biomechanism of childbirth in the anterior view of the occipital presentation of the fetus
- The main points of the biomechanism of childbirth in the posterior view of the occipital presentation of the fetus


Skills in the simulation class: The main points of the biomechanism of childbirth in the anterior and posterior types of occipital presentation of the fetus

Topic 4. Diagnosis of early and late pregnancy. Methods of examination of pregnant women and women in labor.

Doubtful, probable and reliable signs of pregnancy. The height of the standing of the uterine fundus at various stages of pregnancy. Biological and immunological methods of pregnancy diagnosis. Palpation of the abdomen (Leopold's techniques), auscultation, pelviometry, CTG, ultrasound. Determination of the term of pregnancy and expected delivery.

Questions:

- Doubtful, probable and reliable signs of pregnancy
- The height of the uterine fundus at various stages of pregnancy.
- Palpation of the abdomen (Leopold's techniques)
- Determination of the term of pregnancy and expected delivery

Министерство науки и высшего образования РФ Ульяновский государственный университет	Форма	
Ф-Рабочая программа дисциплины		

Topic 5. Narrow pelvises. Classification, diagnosis, management of pregnancy and childbirth.

Definition, classification of anatomically narrow pelvises by shape and degree of narrowing. Diagnostics, features of the biomechanism of childbirth with various narrowing of the pelvis. Features of pregnancy and childbirth with a narrow pelvis. Clinically narrow pelvis: definition, classification, diagnosis, management of childbirth.

Questions:

- Modern classification of anatomically narrow pelvises by shape and degree of narrowing.
- Classification of clinically narrow pelvis according to R.I. Kalganova.
- Management of pregnant women with narrow pelvises, terms of hospitalization.
- Methods of delivery depending on the degree of narrowing, management of labor with a functional assessment of the pelvis.
- The clinical picture of the discrepancy between the size of the fetus and the pelvis of the mother.

Skills in the simulation class: pelviometry, additional pelviometry, features of the biomechanism of childbirth with different forms of pelvic constriction, Vasten's symptom, Tsangeimester's symptom.

Topic 6. Pelvic presentation. Features of the clinic and delivery management. Manual aids for pelvic presentations. Fetal extraction by the pelvic end

Causes of pelvic presentation formation, definition, classification. Diagnostic methods, features of the course and management of pregnancy and childbirth. The main points of the biomechanism of childbirth, the stages of expulsion of the fetus. Tsovyanov's manual for clean breech and leg presentation. Manual manual in a classic way.

Questions:

- The role and place of pelvic presentation and transverse fetal position in modern obstetrics.
- Pelvic presentation, classification, biomechanism of childbirth, management of pregnancy and childbirth. Indications for operative delivery.
- Fetal extraction at the pelvic end, indications, conditions, technique, possible complications, prevention.

Skills in the simulation class: Biomechanism of childbirth with pelvic presentation. Manual manual for Tsovyanov, classic manual manual, conducting childbirth according to Tsovyanov with leg presentations. Fetal extraction by the pelvic end. The classic turn of the fetus on the leg.


Topic 7. Transverse position of the fetus Classic internal rotation of the fetus on the leg. Fruit-destroying operations.

Questions:

- Transverse position of the fetus, causes, features of the course of pregnancy, methods of delivery.
- Transverse fetal position, complications for the mother and fetus. Methods of delivery. Indications for operative delivery.
- Classic rotation of the fetus on the leg, indications, conditions, technique, possible complications.

Skills in the simulation class: Determining the position and type of position in the transverse position of the fetus. Classic turn of the fetus on the leg, indications. conditions, technique, complications, place in modern obstetrics. Indications for cesarean section surgery.

- The place of fruit-destroying operations in modern obstetrics
- Craniotomy, indications. conditions, technique, possible complications
- Embryotomies, decapitation, indications. conditions, technique, possible complications

Министерство науки и высшего образования РФ Ульяновский государственный университет	Форма	
Ф-Рабочая программа дисциплины		

- Perforation of the subsequent head, indications. conditions, technique, possible complications
- Kleidotomy, indications. conditions, technique, possible complications

Topic 8. Physiological mechanisms of regulation of labor activity. The course and management of normal childbirth.

What is childbirth, the causes of childbirth, the mechanism of development of labor activity, the degree of “maturity” of the cervix. Periods of labor and their duration. The mechanism of opening of the cervix in first- and second-born. The course and management of the I, II, III periods of childbirth. Features of labor management in multiple pregnancies.

Questions:

- What is childbirth
- The causes of childbirth, the mechanism of development of labor activity. Prostaglandin theory of development of labor activity
- The degree of “maturity” of the cervix
- Periods of labor and their duration. The mechanism of opening of the cervix in first- and second-born
- The course and management of the I, II, III periods of childbirth.
- Features of labor management in multiple pregnancies

Topic 9. Anomalies of labor activity.

Violation of contractile activity of the uterus, etiology, pathogenesis, clinic, diagnosis. Modern methods of treatment of weakness of labor activity.

Questions:

- Causes of labor, the role of prostaglandins.
- Classification of anomalies of labor activity.
- Pathological preparatory (preliminary) period, etiopathogenesis, clinic, diagnosis, therapy, prevention.
- Weakness of labor activity, etiopathogenesis, clinic, diagnosis, therapy, prevention.
- Discoordinated labor activity, etiopathogenesis, clinic, diagnosis, therapy, prevention.
- Excessively strong labor activity, etiopathogenesis, clinic, diagnosis, therapy, prevention.


Topic 10. Physiological postpartum period. Physiological neonatal period. Primary and secondary treatment of newborns, management of newborns. The concept of the perinatal period. Physiological processes occurring in the body of the maternity hospital. Clinic of the postpartum period. Management of the physiological postpartum period, prevention of possible complications. Assessment of the newborn's condition on the Apgar scale. Antenatal, intranatal and neonatal periods. Toilet of the upper respiratory tract of a newborn. Prevention of gonoblenorrhea. Umbilical cord residue treatment. Certification of a newborn.

Questions:

- Physiological processes occurring in the body of the maternity hospital. Clinic of the postpartum period.
- Clinic of the postpartum period.
- Management of the physiological postpartum period, prevention of possible complications.
- Assessment of the newborn's condition on the Apgar scale
- Antenatal, intranatal and neonatal periods
- Prevention of gonoblenorrhea. Umbilical Cord Residue Treatment

Topic 11. Fetal hypoxia. Methods of diagnosis, therapy.

Anatomical and physiological features of the newborn period. Asphyxia of newborns, etiology, pathogenesis, classification, diagnosis. Basic principles of therapy depending on the severity of

Министерство науки и высшего образования РФ Ульяновский государственный университет	Форма	
Ф-Рабочая программа дисциплины		

the condition.

Questions:

- Anatomical and physiological features of the newborn period
- Signs of full-term and prematurity of the fetus
- * Modern methods of diagnosing the condition of the intrauterine fetus - CTG, ultrasound, Doppler blood flow assessment
- Treatment methods

Тема 12. Послеродовые септические заболевания.

Послеродовые заболевания. Частота, этиология, патогенез, классификация. Основные клинические формы заболеваний: послеродовые язвы, эндометрит, мастит, параметрит, перитонит и др. Сепсис, септический шок: этиология, патогенез, клиника, диагностика, лечение. Эмпирическая антибиотикотерапия.

Вопросы:

- Классификация послеродовых септических заболеваний (ПСЗ).
- Этиология и патогенез послеродовых септических заболеваний в современных условиях.
- Клиника, диагностика, терапия и профилактика ПСЗ.
- Реабилитация после перенесенной ПСЗ.
- Особенности структуры родильного стационара по профилактике ПСЗ.

Topic 13. Bleeding in the first half of pregnancy. Immunological incompatibility of mother and fetus. Hemolytic disease.

Etiology, pathogenesis, clinic of vesicular drift, ectopic pregnancy, spontaneous abortion. Methods of diagnosis, therapy and prevention. "Risk groups" for the development of bleeding in the first half of pregnancy.

Questions:

- Causes of bleeding in the first half of pregnancy.
- Abortion (miscarriage), etiopathogenesis, clinic, diagnosis, treatment, prevention, rehabilitation.
- Premature birth: etiopathogenesis, clinic, diagnosis, treatment, prevention, rehabilitation.
- Bubble drift: etiopathogenesis, clinic, diagnosis, treatment, prevention, rehabilitation.
- Premature birth, modern classification, etiopathogenesis, modern principles of therapy.

The concept of incompatibility of the cut of the mother and fetus according to the Rh factor and the ABO system. Pathogenesis of complications.

Forms of hemolytic disease of newborns. Indications for replacement blood transfusion.


Clinic, diagnostics. Prevention and treatment.

Questions:

- Pathogenesis of Rh factor incompatibility.
- Pathogenesis of incompatibility development according to the ABO system.
- Prevention of complications
- Diagnostics
- Treatment

Topic 14. Bleeding of the second half of pregnancy, postpartum and early postpartum periods

Placenta previa, definition, classification, etiology, diagnosis. Features of the course and management of pregnancy. Doctor's tactics in various forms. PPRP, etiology, pathogenesis, diagnosis, clinic, treatment. Pathology of the postpartum and early postpartum periods. Violation of the processes of separation of the placenta and the allocation of the afterbirth. Etiology,

Министерство науки и высшего образования РФ Ульяновский государственный университет	Форма	
Ф-Рабочая программа дисциплины		

diagnosis, treatment methods. Hypo- and atonic state of the uterus. Etiology, pathogenesis, clinic, treatment.

Questions:

- Bleeding of the second half of pregnancy, causes?
- Etiology, pathogenesis; clinic, diagnosis, clinical course and methods of delivery with placenta previa (PP).
- Etiology, pathogenesis; clinic, diagnosis, clinical course and methods of delivery in case of premature detachment of a normally located placenta (PPRP).
- Management of pregnancy with PP.
- Causes of acute and chronic DIC syndrome in obstetrics. Phases of DIC syndrome: hypercoagulation, hypocoagulation, hypofibrinogenemia with expanded fibrinolysis, terminal. Rapid diagnostic tests. Step-by-step therapy.
- Causes of bleeding in the subsequent and early postpartum periods. 4 "T"
- Diagnostic criteria for the volume of blood loss, methods of stopping.
- Prevention of bleeding in the subsequent and early postpartum periods.
- The role of balloon tamponade in modern obstetrics.
- Uterine rupture, etiology, pathogenesis, classification, clinic, diagnosis, treatment, prognosis, rehabilitation.
- Rehabilitation of women who have suffered bleeding in the subsequent and early postpartum periods.

Topic 15. Preeclampsia/eclampsia, pathogenesis, clinic, diagnosis, intensive care.

The concept of "eclampsia", etiology, pathogenesis, classification, diagnosis. The main clinical forms are moderate preeclampsia, severe preeclampsia, eclampsia. Basic principles of therapy. Basic therapy

Questions:

- Preeclampsia/eclampsia, etiology, endotheliosis, the main links of pathogenesis.
- * Preeclampsia/eclampsia, classification in modern conditions according to ICD
- Main clinical forms: moderate preeclampsia, severe preeclampsia, eclampsia.
- Basic principles of Basic Therapy

Topic 16. Caesarean section in modern obstetrics. Caesarean section in modern obstetrics.

Indications, contraindications, pain relief conditions, types of surgical interventions, complications, postoperative care


Questions:

- The role and place of cesarean section in modern obstetrics.
- Absolute and relative indications, indications during pregnancy and during childbirth for cesarean section surgery.
- Cesarean section on the lower uterine segment: disadvantages and advantages, indications, anesthesia, technique, possible complications for the mother and fetus.
- Corporeal caesarean section: disadvantages and advantages, indications, anesthesia, technique, possible complications for the mother and fetus.
- Management of the postoperative period.
- Management of pregnancy and childbirth with a scar on the uterus.

Skills in the simulation class: Corporate Caesarean section. Caesarean section in the lower uterine segment. Fetal extraction by caesarean section. Suturing the uterus.

Topic 17. Obstetric forceps. Vacuum extraction of the fetus

Obstetric forceps, historical information, indications, conditions, complications, anesthesia. Three "triple" rules. The technique of applying abdominal and exit obstetric forceps.

Министерство науки и высшего образования РФ Ульяновский государственный университет	Форма	
Ф-Рабочая программа дисциплины		

Questions:

- * Indications for vaginal delivery operations, differences between operations of obstetric forceps and vacuum extraction of the fetus.
- Obstetric forceps, indications, conditions, technique, anesthesia, possible complications from the mother and fetus. Role in modern obstetrics.
- Vacuum extraction of the fetus, indications, conditions, technique, possible complications on the part of the mother and fetus. Role in modern obstetrics.

Skills in the simulation class: Rules for applying exit and abdominal obstetric forceps, direction of traction. Application of a KIWI vacuum extractor, traction in anterior and posterior types of occipital presentation.

Topic 18. Structure and organization of the work of the women's consultation. The main indicators of its activity. Toxicosis of the first half of pregnancy.

The structure and organization of the work of the women's consultation. The main indicators of its activity. Etiology, pathogenesis, clinic of early pregnancy toxicosis. Diagnosis, therapy. Indications for termination of pregnancy.

Questions:

- Structure and organization of the work of the women's consultation
- The main indicators of the women's consultation.
- * Etiology, pathogenesis, classification clinic of early pregnancy toxicosis
- Vomiting of pregnant women, treatment depending on the severity of the course. Indications for termination of pregnancy

Protection of birth histories. Test

Section 2. Gynecology (9th semester).

Topic 1. Anatomy of female genitalia. Methods of research in gynecology

External and internal genitalia. Blood supply and innervation. Ligamentous apparatus of the uterus. Anamnesis. Methods of objective examination of gynecological patients. Additional research methods: instrumental, X-ray, endoscopic, ultrasound.

Questions:

1. External and internal genitalia
2. Blood supply and innervation. Ligamentous apparatus of the uterus.
3. Research methods in gynecology

Working in a simulation class: work on a virtual anatomical atlas: blood supply and innervation. Ligamentous apparatus of the uterus.

Topic 2. Ovarian-menstrual cycle. Functional diagnostic tests.


Hypothalamic - pituitary regulation of the menstrual cycle. Ovarian and uterine cycles. Methods of ovarian function research.

Questions:

1. Hypothalamic - pituitary regulation of the menstrual cycle
2. Ovarian and uterine cycles.
3. Functional diagnostics tests
4. Methods of ovarian function research.

Topic 3. Amenorrhea. Hypomenstrual syndrome.

Classification of menstrual function disorders. Levels of menstrual dysfunction. Pathogenesis. Clinical picture. Amenorrhea of central genesis: hyperprolactinemia syndrome, Sheehan

Министерство науки и высшего образования РФ Ульяновский государственный университет	Форма	
Ф-Рабочая программа дисциплины		

syndrome. Ovarian amenorrhea: gonadal dysgenesis, polycystic ovary syndrome, testicular feminization syndrome, premature ovarian insufficiency, resistant ovarian syndrome. Uterine amenorrhea of primary and secondary origin, Ascherman syndrome. Diagnostics, clinic, principles of therapy.

Questions:

1. Classification of menstrual function disorders
2. Levels of menstrual dysfunction. Pathogenesis. Clinical picture
3. Amenorrhea of central genesis: hyperprolactinemia syndrome, Sheehan syndrome. Diagnostics, clinic, principles of therapy.
4. Ovarian amenorrhea: gonadal dysgenesis, polycystic ovary syndrome, testicular feminization syndrome, premature ovarian insufficiency, resistant ovarian syndrome. Diagnostics, clinic, principles of therapy.
5. Uterine amenorrhea of primary and secondary origin, Ascherman syndrome. Diagnostics, clinic, principles of therapy.

Topic 4. Neuroendocrine syndromes.

The concept of neuroendocrine symptoms, classification. Menopausal syndrome, pathogenesis, clinic, diagnosis, principles of therapy. Premenstrual syndrome, theories of pathogenesis, clinic, diagnosis, treatment. Postovariectomy syndrome, pathogenesis, clinic, principles of therapy.

Questions:

1. Definitions of the concept of neuro-endocrine syndrome. Risk factors for the development of neuroendocrine syndromes.
2. Menopausal syndrome, pathogenesis, classification, Kupperman menopausal index, clinic, diagnosis, principles of therapy.
3. Menopausal hormone therapy – indications, contraindications, algorithm of examination of a woman before the appointment of MGT.
4. Premenstrual syndrome, theories of pathogenesis, classification, clinic, diagnosis, treatment.
5. Postovariectomy syndrome, pathogenesis, clinic, principles of therapy.

Topic 5. Uterine fibroids.

Theories of pathogenesis. Classification. The clinical picture depends on the localization of myomatous nodes. Complications. Diagnostic methods. Treatment is symptomatic, hormonal, operative. Indications for surgical and conservative treatment. Types of operations for uterine fibroids.

Questions:


1. Maca fibroids, classification
2. The clinical picture depends on the localization of myomatous nodes.
3. Diagnosis of uterine fibroids
4. Treatment is symptomatic, hormonal, operative.
5. Indications for surgical and conservative treatment. Types of operations for uterine fibroids.

Topic 6. Endometriosis.

Definition of the concept. Classification. Theory of origin. Clinical manifestations of genital and extragenital endometriosis. Diagnostic methods. Operative and conservative treatment. Rehabilitation measures

Questions:

1. Endometriosis, Classification. Theory of origin
2. Clinical manifestations of genital and extragenital endometriosis.
3. Endometriosis, diagnosis
4. Operative and conservative treatment.

Министерство науки и высшего образования РФ Ульяновский государственный университет	Форма	
Ф-Рабочая программа дисциплины		

5. Rehabilitation measures

Topic 7. Abnormal uterine bleeding. Hyperplastic processes of the endometrium. Cancer of the uterine body

Questions to the topic:

1. The concept of abnormal uterine bleeding (AMC).
2. Classification of AMC. Reasons.
3. Diagnostic methods. Differential diagnosis of the causes of K. Tactics of management of patients.
4. Anovulatory bleeding. Pathogenesis. Clinic, diagnostics, methods of stopping AMC, prevention of relapses.
5. Hyperplastic processes of the endometrium. Etiology, pathogenesis, classification, pathogenetic variants of patients with endometrial hyperplastic processes.
6. Oncological alertness in the management of patients.
7. Endometrial cancer. Classification, clinic, diagnosis, prognosis.
8. Tactics of management of patients depending on the stage of cancer spread.

Topic 8. Inflammatory diseases of the female genital organs of non-specific and specific etiology.

Physiological protective barriers. Clinical manifestations of the disease depending on the etiological factor, morphological changes, localization, stage of the inflammatory process. Methods of examination of patients with inflammatory diseases of the genitals, laboratory diagnostics. Principles of treatment of patients. Establishment of the criterion of cure. Ways of prevention. Gonorrhea: etiology, pathways of spread, diagnosis, treatment, criteria of cure. Trichomoniasis: etiology, pathways of spread, diagnosis, treatment, criteria of cure. Ureaplasma and mycoplasma infection of the genitals. Vulvovaginal candidiasis.

Questions:


1. Clinical manifestations of the disease depending on the etiological factor, morphological changes, localization, stage of the inflammatory process.
2. Methods of examination of patients with inflammatory diseases of the genitals, laboratory diagnostics
3. Principles of treatment of patients. Establishment of the criterion of cure.
4. Ways of prevention.
5. Gonorrhea: etiology, pathways of spread, diagnosis, treatment, criteria of cure.
6. Trichomoniasis: etiology, pathways of spread, diagnosis, treatment, criteria of cure.
7. Ureaplasma and mycoplasma infection of the genitals.
8. Vulvovaginal candidiasis.

Topic 9. Benign and precancerous diseases of the cervix. Cervical cancer.

The structure of the multilayer flat epithelium. The technique of taking a smear for oncocytology. Simple and advanced colposcopy. Cervicitis, ectropion, ectopia, leukoplakia. Cervical intraepithelial neoplasia. Tactics of management of patients with varying degrees of cervical lesions. Methods of destructive treatment. Cervical cancer. Clinical classification. Methods of treatment depending on the degree of organ damage.

Questions:

1. The structure of the multilayer flat epithelium. Technique of taking a smear for oncocytology
2. Simple and advanced colposcopy
3. Cervicitis, ectropion, ectopia, leukoplakia.
4. Cervical intraepithelial neoplasia
5. Tactics of management of patients with varying degrees of cervical lesions.

Министерство науки и высшего образования РФ Ульяновский государственный университет	Форма	
Ф-Рабочая программа дисциплины		

6. Methods of destructive treatment

7. Cervical cancer. Clinical classification. Methods of treatment depending on the degree of organ damage

Topic 10. Benign ovarian tumors. Ovarian cancer.

Etiology of ovarian tumors. Classification. Ovarian cysts. Varieties, methods of treatment. True benign ovarian tumors. Diagnostic methods. Differential diagnosis. Complications. Principles of treatment, scope of surgical intervention. Classification of ovarian cancer. Clinical course. Ways of metastasis. Principles of complex treatment of patients depending on the stage of spread. Prevention.

Questions:

1. Etiology of ovarian tumors. Classification
2. Ovarian cysts. Varieties, methods of treatment.
3. True benign ovarian tumors
4. Diagnostic methods. Differential diagnosis.
5. Principles of treatment, scope of surgical intervention.
6. Classification of ovarian cancer. Clinical course. Ways of metastasis. Principles of complex treatment of patients depending on the stage of spread. Prevention.

Work in the simulation class: benign ovarian tumors, ultrasound diagnostics, surgical treatment methods

Topic 11. Clinical examination of gynecological patients. Day hospitals. Risk groups Family planning. Modern contraceptives. Infertile marriage

Medical examination of gynecological patients. Day hospitals. Risk groups for the development of gynecological diseases


The concept of family planning. Family planning centers. Definition of contraception. Classification of methods of contraception. Advantages, disadvantages, contraceptive effectiveness of various methods of contraception. Principles of selection of contraceptives in women of different age groups

Questions:

1. Family planning centers. Organization of work, tasks.
2. Methods of contraception. Advantages, disadvantages, contraceptive effectiveness of various methods of contraception.
3. Hormonal contraception. Types of hormonal contraceptives. Mechanism of action. Side effects and contraindications. Non-contraceptive therapeutic effects.
4. Intrauterine contraception. Varieties of intrauterine contraceptives, mechanism of action. Indications, contraindications, conditions of administration, possible complications of intrauterine contraception.
5. Methods of postcoital contraception.
6. Types of surgical sterilization.
7. Principles of selection of contraceptives in women of different age groups.

Protection of medical records. Test.

A detailed analysis of patients given to students for curation and writing of the educational history of the disease is carried out. Students, based on anamnesis data, general and special research and additional examination methods, establish a diagnosis, conduct differential diagnosis, outline a patient management plan, discuss the prognosis.

Министерство науки и высшего образования РФ Ульяновский государственный университет	Форма	
Ф-Рабочая программа дисциплины		

Section 3. Obstetrics and Gynecology (Per semester).

Topic 1. Maternal and perinatal mortality. Causes, ways of decline. Levels of obstetric care. Routing of pregnant women, women in labor, women in labor. The concept of near miss.

The main indicators of the obstetric and gynecological service. Maternal and perinatal mortality. Calculation of indicators. Reasons. Ways of decline. Three levels of obstetric care. Monitoring of pregnant women by risk groups. Routing. The concept of near miss, causes, ways of decline.

Topic 2. The modern doctrine of the narrow pelvis. Clinically narrow pelvis.

Causes contributing to the formation of a narrow pelvis. Diagnosis of narrow pelvises. Risk factors for fetal injury in narrow pelvises. Classification of narrow pelvises by shape. Classification of narrow pelvises by degree of narrowing. The main forms of the female pelvis. The frequency of narrow pelvises in modern obstetrics. Additional pelviometry. Transverse-constricted pelvis. The degree of narrowing of the transverse-constricted pelvis. A pelvis with a reduced straight size of the wide part of the pelvic cavity. Classification of clinically narrow pelvis. Methods of delivery with narrow pelvises. The structure of indications for emergency caesarean section. Delivery outcomes for the fetus with a narrow pelvis.

Control questions:

1. Modern classification of anatomically narrow pelvises by shape and degree of narrowing.
2. Classification of clinically narrow pelvis according to R.I. Kalganova.
3. Management of pregnant women with narrow pelvises, terms of hospitalization.
4. Methods of delivery depending on the degree of narrowing, management of labor with a functional assessment of the pelvis.
5. The clinical picture of the discrepancy between the size of the fetus and the pelvis of the mother.

Skills in the simulation class: pelviometry, additional pelviometry, features of the biomechanism of childbirth with different forms of pelvic constriction, Vasten's symptom, Tsangeimester's symptom.

Topic 3. Pelvic presentation, management and delivery tactics in modern obstetrics. The transverse position of the fetus. Obstetric forceps, indications, conditions, technique. Vacuum extraction of the fetus, indications, conditions, technique


Pelvic presentation, classification, biomechanism of childbirth, management of pregnancy and childbirth. Indications for cesarean section surgery. Possible complications for the mother and fetus. Fetal extraction for the pelvic end, indications. Conditions. Technic.

Transverse fetal position, complications for the mother and fetus. The classic turn of the fetus on the leg, indications, conditions, technique, possible complications.

Control questions:

1. The role and place of pelvic presentation and transverse fetal position in modern obstetrics.
2. Pelvic presentation, classification, biomechanism of childbirth, management of pregnancy and childbirth. Indications for operative delivery.
3. Fetal extraction for the pelvic end, indications, conditions, technique, possible complications, prevention.
4. Transverse position of the fetus, complications for the mother and fetus. Methods of delivery. Indications for operative delivery. The classic turn of the fetus on the leg, indications, conditions, technique, possible complications.

Skills in the simulation class: Biomechanism of childbirth with pelvic presentation. Manual manual for Tsovyanov, classic manual manual, conducting childbirth according to Tsovyanov with leg presentations. Fetal extraction by the pelvic end. The classic turn of the fetus on the leg.

Министерство науки и высшего образования РФ Ульяновский государственный университет	Форма	
Ф-Рабочая программа дисциплины		

Obstetric forceps, indications, conditions, technique, possible complications, role in modern obstetrics. Vacuum extraction of the fetus by the KIWI apparatus. Indications, conditions, technique, complications. The role and place in modern obstetrics.

Control questions:

1. Indications for vaginal delivery surgery, differences between operations of obstetric forceps and vacuum extraction of the fetus.
2. Obstetric forceps, indications, conditions, technique, anesthesia, possible complications from the mother and fetus. Role in modern obstetrics.
3. Vacuum extraction of the fetus, indications, conditions, technique, possible complications on the part of the mother and fetus. Role in modern obstetrics.

Skills in the simulation class: Rules for applying exit and band obstetric forceps, direction of traction. Application of a KIWI vacuum extractor, traction in anterior and posterior types of occipital presentation.

Topic 4. Anomalies of labor activity, modern aspects of diagnosis, treatment, delivery, prevention.

Anomalies of labor activity, etiopathogenesis, classification, diagnosis, therapy, prevention. The role of prostaglandins in modern obstetrics.

Control questions:

1. Causes of labor, the role of prostaglandins.
2. Classification of anomalies of labor activity.
3. Pathological preparatory (preliminary) period, etiopathogenesis, clinic, diagnosis, therapy, prevention.
4. Weakness of labor activity, etiopathogenesis, clinic, diagnosis, therapy, prevention.
5. Discoordinated labor activity, etiopathogenesis, clinic, diagnosis, therapy, prevention.
6. Excessively strong labor activity, etiopathogenesis, clinic, diagnosis, therapy, prevention.

Topic 5. Bleeding in the first half of pregnancy, diagnosis, treatment, prevention, prognosis. Premature birth. Premature detachment of a normally located placenta. Placenta previa. Management of pregnancy and childbirth.

Spontaneous abortion; ectopic pregnancy; cystic drift. Etiology, clinic, principles of treatment. Premature birth, a modern view of tocolytic therapy, management of pregnant women with premature discharge of amniotic fluid, prevention of RDS in the fetus. Methods of delivery.

Control questions:


1. Causes of bleeding in the first half of pregnancy.
2. Abortion (miscarriage), etiopathogenesis, clinic, diagnosis, treatment, prevention, rehabilitation.
3. Premature birth: etiopathogenesis, clinic, diagnosis, treatment, prevention, rehabilitation.
4. Bubble drift: etiopathogenesis, clinic, diagnosis, treatment, prevention, rehabilitation.
5. Premature birth, modern classification, etiopathogenesis, modern principles of therapy.

Placenta previa. PONRP. Clinic. Diagnostics. Complications. Hemorrhagic shock. Classification by severity. Shock index (Algover Index). The volume and sequence of resuscitation measures. Prevention.

DIC syndrome. Etiopathogenesis, clinic, treatment, prevention.

Control questions:

1. Bleeding of the second half of pregnancy, causes?
2. Etiology, pathogenesis; clinic, diagnosis, clinical course and methods of delivery with placenta previa (PP).

Министерство науки и высшего образования РФ Ульяновский государственный университет	Форма	
Ф-Рабочая программа дисциплины		

3. Etiology, pathogenesis; clinic, diagnosis, clinical course and methods of delivery in case of premature detachment of a normally located placenta.
4. Management of pregnancy with PP.
5. Causes of acute and chronic DIC syndrome in obstetrics. Phases of DIC syndrome: hypercoagulation, hypocoagulation, hypofibrinogenemia with expanded fibrinolysis, terminal. Rapid diagnostic tests. Step-by-step therapy.

Topic 6. Bleeding in the subsequent and early postpartum periods. Modern methods of stopping uterine bleeding. Rupture of the uterus. Hemorrhagic shock.

Bleeding in the subsequent and early postpartum period, etiology, clinic, diagnosis, treatment. Modern methods of stopping uterine bleeding, balloon tamponade, compression sutures on the uterus. Hemorrhagic shock, etiology in obstetrics, classification, diagnosis, therapy.

Control questions:

1. Causes of bleeding in the subsequent and early postpartum periods, 4 "T"
2. Diagnostic criteria for the volume of blood loss, methods of stopping.
3. Prevention of bleeding in the subsequent and early postpartum periods.
4. The role of balloon tamponade in modern obstetrics.
5. Uterine rupture, etiology, pathogenesis, classification, clinic, diagnosis, treatment, prognosis, rehabilitation.
6. Rehabilitation of women who have suffered bleeding in the subsequent and early postpartum periods.

Topic 7. Preeclampsia/eclampsia (PE/E), modern classification and therapy of severe forms.

Definition of the concept. Risk groups for the development of preeclampsia/eclampsia. Classification. Pathogenesis: Endotheliosis: cortico-visceral disorders, generalized vasoconstriction, hypovolemia, violation of rheological properties of blood, development of disseminated blood clotting syndrome, activation of free radical lipid peroxidation, massive transfer of CO₂ into the cell, circulatory and histotoxic hypoxia, metabolic disorders, impaired functions of vital organs. Basic PE/E therapy.

Control questions:


1. Preeclampsia/eclampsia, etiology, endotheliosis, the main links of pathogenesis.
2. Preeclampsia/eclampsia, classification in modern conditions according to ICD
3. The main clinical forms: moderate preeclampsia, severe preeclampsia, eclampsia.
4. Basic PE/E therapy
5. Risk groups for the development of preeclampsia/eclampsia

Topic 8. Caesarean section in modern obstetrics

History of cesarean section surgery. Classification. Indications during pregnancy and childbirth. Absolute and relative indications for cesarean section, conditions, contraindications, the technique of corporeal cesarean section and cesarean section in the lower uterine segment. Advantages and disadvantages of each method. Management of the postoperative period.

Control questions:

1. The role and place of cesarean section in modern obstetrics.
2. Absolute and relative indications, indications during pregnancy and during childbirth for cesarean section surgery.
3. Caesarean section on the lower uterine segment: disadvantages and advantages, indications, anesthesia, technique, possible complications for the mother and fetus.
4. Corporeal caesarean section: disadvantages and advantages, indications, anesthesia, technique, possible complications for the mother and fetus.

Министерство науки и высшего образования РФ Ульяновский государственный университет	Форма	
Ф-Рабочая программа дисциплины		

5. Management of the postoperative period.
6. Management of pregnancy and childbirth with a scar on the uterus.

Skills in the simulation class: Corporate Caesarean section. Caesarean section in the lower uterine segment. Fetal extraction by caesarean section. Suturing the uterus.

Topic 9. Postpartum purulent-septic diseases.

Postpartum purulent-septic diseases, classification, etiology, pathogenesis. Clinic, diagnostics (postpartum ulcers, endometritis, parametritis, pelvioperitonitis, peritonitis, septic shock, sepsis). Modern principles of therapy, empirical antibiotic therapy. Prevention of postpartum septic diseases

Control questions:

1. Classification of postpartum septic diseases (PSZ).
2. Etiology and pathogenesis of postpartum septic diseases in modern conditions.
3. Postpartum endometritis
4. Postpartum peritonitis
5. Septic shock
6. Sepsis in obstetrics
7. Rehabilitation after undergoing PSZ.
8. Features of the structure of the maternity hospital for the prevention of PSZ.

Topic 10. Pregnancy and extragenital pathology (hypertension, anemia, pyelonephritis, diabetes mellitus)

Anemia of pregnant women, etiology. Pathogenesis, clinic, severity, management of pregnancy, childbirth, postpartum period, modern approaches to the treatment of anemia. Chronic and gestational pyelonephritis, etiology. Pathogenesis. Risk groups. Clinic. Therapy, prevention, management of pregnancy, childbirth and the postpartum period. Chronic and gestational arterial hypertension, clinic, diagnosis. Therapy. Prevention.

Consensus on diabetes mellitus, pre-pregnancy preparation, management of pregnancy, childbirth and the postpartum period.

Control questions:


1. Pregnancy on the background of chronic and gestational hypertension, clinic, diagnosis. Therapy. Prevention, pre-pregnancy preparation, management of pregnancy, childbirth and the postpartum period. Indications for termination of pregnancy
2. Pregnancy and diabetes mellitus. GSD. Consensus on diabetes mellitus, pre-pregnancy preparation, management of pregnancy, childbirth and the postpartum period. Indications for termination of pregnancy
3. Pregnancy and anemia, etiology. Pathogenesis, clinic, severity, management of pregnancy, childbirth, postpartum period, modern approaches to treatment
4. Pregnancy and pyelonephritis, etiology. Pathogenesis, clinic, severity, management of pregnancy, childbirth, postpartum period, modern approaches to treatment Indications for termination of pregnancy.

Topic 11. Intrauterine fetal hypoxia. Modern methods of diagnosing the condition of the intrauterine fetus: chronic and acute fetal hypoxia.

Modern methods of diagnosing the condition of the intrauterine fetus: CTG, ultrasound and biochemical screening, amniocentesis, karyotyping. Interpretation of CTG curves and survey data.

Control questions:

1. Modern methods of diagnosing the condition of the intrauterine fetus
2. Fetal cardiotocography, interpretation of curves, undulating, low-circulating, saltatory types of

Министерство науки и высшего образования РФ Ульяновский государственный университет	Форма	
Ф-Рабочая программа дисциплины		

- curves. Acceleration. Deceleration
3. Ultrasound screening, timing
 4. Biochemical screening, amniocentesis, karyotyping
 5. Acute fetal distress, diagnosis, therapy. Methods of delivery


7. LABORATORY WORK, WORKSHOPS
"This type of work is not provided by the UP."

8. TOPICS OF TERM PAPERS, CONTROL PAPERS, ABSTRACTS
"This type of work is not provided by the UP."


9. LIST OF QUESTIONS FOR THE EXAM (TEST)

1. Obstetrics. 4 courses (7-8 semesters) – credit

1. Organization of maternity care in Russia.
2. Sanitary and epidemiological regime in the maternity hospital.
3. Maternity hospital: structure, organization of work.
4. The main indicators of the activity of the maternity hospital.
5. Women's consultation: structure, organization of work, main performance indicators.
6. Menstrual cycle and its hypothalamic-pituitary regulation.
7. Anatomy of the uterus. Cyclic changes in the endometrium during the menstrual cycle.
8. Anatomy of the ovaries. Cyclic changes during the menstrual cycle.
9. The structure of the follicle, stages of development, ovulation.
10. Fertilization, implantation, embryonic period.
11. The structure and main functions of the placenta, fetal membranes and umbilical cord.
12. The concept of the fetoplacental complex.
13. Yellow body, phases of development, secretory function, biological effect of hormones of the yellow body.
14. Estrogens and their biological effect.
15. Critical periods of fetal development. Damaging influence of environmental factors. Prevention.
16. Prevention of Preeclampsia/Eclampsia in a women's clinic.
17. Neonatal and perinatal mortality; definition of concepts, causes, ways of prevention and reduction. Мертворождаемость; определения понятия, причины, меры профилактики и пути снижения.
18. Infant mortality, definitions, causes, preventive measures and ways to reduce.
19. Pelvis from an obstetric point of view. The planes of the pelvis, their boundaries and dimensions.
20. Anatomy of pelvic floor muscles.
21. The fetus as an object of childbirth.
22. Biomechanisms of labor in anterior and posterior types of occipital presentation.
23. Diagnosis of late pregnancy. Methods of external and internal examination.
24. The concept of a clinically narrow pelvis. Signs and degrees of clinical inconsistency
25. A generally constricted pelvis. Definition. Sizes. Features of the biomechanism of childbirth.
26. Ploskorachitic pelvis. Definition. Sizes. Features of the biomechanism of childbirth.
27. A simple flat pelvis. Definition. Sizes. Features of the biomechanism of childbirth.
28. Transverse-constricted pelvis. Definition. Sizes. Features of the biomechanism of childbirth.
29. Classification of narrow pelvises by shape and degree of narrowing.
30. Pelvic presentation. Classification. Biomechanism of childbirth.

Министерство науки и высшего образования РФ Ульяновский государственный университет	Форма	
Ф-Рабочая программа дисциплины		


31. Manual manual for pure breech presentation
32. Manual manual for leg presentations.
33. Manual manual in the classical way for pelvic presentation
34. A sign of functional maturity and full-term fetal asphyxia of the newborn. Rating on the Apgar scale.
35. Clinical course of labor. Periods of labor. Determination of the maturity of the cervix.
36. The subsequent period. Mechanism of signs of placenta separation.
37. Extensor presentation and abnormal insertion of the head. Diagnostics.
38. Physiological postpartum period. Changes in the body of the maternity hospital.
39. Preeclampsia/Eclampsia. Classification. Etiopathogenesis.
40. Basic principles of basic therapy of Preeclampsia/Eclampsia.
41. Toxicosis of the first half of pregnancy. The main clinical forms. Diagnosis, treatment.
42. Immunological conflict in obstetrics. Pathogenesis, diagnosis, prevention and treatment.
43. Miscarriage, diagnosis, therapy.
44. Spontaneous abortion. Classification, principles, clinic, medical tactics.
45. Bubble drift, etiology, diagnosis, treatment methods.
46. Ectopic pregnancy. Classification, etiology, variants of clinical course, diagnosis, therapy.
47. Placenta previa. Classification, etiology, diagnosis, management of childbirth.
48. Premature detachment of a normally located placenta. Causes, clinic, diagnosis.
49. Bleeding in the subsequent and early postpartum period. Etiology, pathogenesis, clinic, therapy, methods of stopping bleeding.
50. DIC syndrome. Acute and chronic, causes in obstetrics. The mechanism of development. Diagnosis, treatment.
51. Management of pregnancy and childbirth with mitral heart defects.
52. Placental insufficiency. Classification, etiology, pathogenesis, clinic, diagnosis, treatment.
53. Postpartum septic infections. Etiology, classification. Сепсисвакушерстве. Этиология, классификация, диагностика, клиника, эмпирическая антибиотикотерапия.
54. Bleeding in the subsequent period; causes, diagnosis, principles of therapy.
55. Bleeding in the early postpartum period; causes, diagnosis, principles of therapy.
56. Anomalies of labor activity; causes, classification.
57. Weakness of labor activity: etiology, classification, methods of labor stimulation, labor excitation.
58. Uterine ruptures; etiology, classification.
59. Cervical ruptures; causes, classification, diagnosis and treatment.
60. Perineal rupture; causes, classification, diagnosis and treatment.
61. Caesarean section; definition, classification, indications.
62. Corporeal caesarean section; indications, surgery technique, advantages and disadvantages of the method.
63. Cesarean section in the lower segment; indications, surgery technique, advantages and disadvantages of the method.
64. Exit obstetric forceps; indications, conditions, surgery technique, possible complications.
65. Abdominal obstetric forceps; indications, conditions, surgery technique, possible complications.
66. Vacuum extraction of the fetus; indications, conditions, surgery technique, possible complications.
67. Fetal extraction at the pelvic end; indications, surgical technique, possible complications.
68. Craniotomy; indications, conditions, surgery technique, possible complications.
69. Decapitation; indications, conditions, surgery technique, possible complications.

Министерство науки и высшего образования РФ Ульяновский государственный университет	Форма	
Ф-Рабочая программа дисциплины		

70. Embryotomy, types of operations, indications, conditions, surgery technique.
71. Perforation of the subsequent head; indications, surgery technique, possible complications
72. Classic rotation of the fetus on the leg; indications, conditions, technique of operation.
73. Manual separation of the placenta and the allocation of the afterbirth; indications, anesthesia and surgery technique
74. Manual examination of the uterine cavity; indications, anesthesia and surgery technique.
75. Instrumental emptying of the uterine cavity; indications, anesthesia and surgical technique

2. Gynecology, 5th year (9th semesters) - credit


1. Organization of gynecological care in Russia.
2. The role of women's consultation in the prevention of malignant neoplasms of the genitals. Ultrasound, cytological and mammographic screening.
3. Women's consultation and its role in the diagnosis and prevention of gynecological diseases, treatment of gynecological patients (day hospitals).
4. Dispensary observation of gynecological patients in a women's consultation (risk group).
5. Structure and organization of the operation unit.
6. The structure of the ovaries and their physiological role in the female body.
7. Blood supply and innervation of a woman's internal genitals.
8. The position of the uterus and appendages in the pelvis. Suspending, supporting and fixing devices.
9. The structure and function of the fallopian tubes.
10. The structure and function of the uterus.
11. The structure of the vagina. Cyclic changes in the mucosa and contents of the vagina, their diagnostic value.
12. Topographic anatomy of the external genitalia.
13. Anatomy of the pelvic floor.
14. The system of survey of gynecological patients. Methods of objective research in gynecological practice.
15. Organization of contraceptive care for women. Modern contraceptives.
16. Cytological research methods in gynecology.
17. X-ray research methods in gynecology.
18. Hormones of the hypothalamic-pituitary system and their biological effect.
19. Ovarian hormones and their biological effect.
20. Гипоталамо-гипофизарная регуляция менструального цикла.
21. Ovarian-menstrual cycle.
22. Functional diagnostics tests, interpretation of their results.
23. Uterine form of amenorrhea. Etiology, pathogenesis, diagnostic methods, therapy.
24. Sheehan syndrome. Etiopathogenesis, clinic, diagnostics, methods of therapy.
25. Hyperprolactinemia syndrome. Clinic, diagnostics, methods of therapy.
26. Gonadal dysgenesis. Etiopathogenesis, clinic, diagnosis, therapy.
27. Polycystic ovary syndrome. Etiopathogenesis, clinic, diagnosis, treatment.
28. Premenstrual syndrome. Etiopathogenesis, clinic, diagnosis and treatment.
29. Perimenopausal syndrome. Etiopathogenesis, clinic, diagnosis and treatment.
30. Post-castration syndrome. Etiopathogenesis, clinic, diagnosis and treatment.
31. Abnormal uterine bleeding at puberty (juvenile). Etiopathogenesis, clinic, diagnosis and treatment.
32. Abnormal anovulatory (dysfunctional) uterine bleeding in the reproductive and menopausal period. Etiopathogenesis, clinic, features of hemostasis, principles of treatment.
33. Hypomenstrual syndrome. Etiology, pathogenesis, clinic, diagnosis and treatment
34. Pelvioperitonitis. Etiopathogenesis, clinic, diagnosis, principles of therapy.

Министерство науки и высшего образования РФ Ульяновский государственный университет	Форма	
Ф-Рабочая программа дисциплины		


35. Cancer of the uterine body. Classification, pathogenesis, clinic, diagnosis. Methods of treatment depending on the stage of the disease. Forecast. Prevention.
36. Benign epithelial tumors of the ovaries. Classification, clinic, diagnosis, treatment.
37. Uterine fibroids. Classification, etiopathogenesis, clinic, diagnosis, treatment.
38. Ovarian cysts. Classification, clinic, diagnosis, treatment.
39. Hormone-producing ovarian tumors. Classification, etiopathogenesis, clinic, diagnosis, treatment.
40. Ovarian cancer. Classification, pathogenesis, clinic, diagnosis, treatment. Forecast. Prevention.
41. External endometriosis. Definition, etiopathogenesis, clinic, diagnosis, treatment.
42. Internal endometriosis. Definition of the concept, etiopathogenesis, clinic, diagnosis, treatment methods.
43. Determination of the degree of purity of the vaginal smear. Interpretation of the results.
44. Physiotherapeutic and balneological methods of treatment of gynecological patients. Indications and contraindications.
45. Bartholinitis. Etiology, clinic, treatment.
46. Salpingoophoritis. Etiopathogenesis, clinic, diagnosis, treatment.
47. Cervical cancer. Classification, etiology, diagnosis, treatment methods. Prevention of cervical cancer.
48. Benign diseases of the cervix. Classification, diagnosis, treatment methods.
49. Precancerous diseases of the cervix. Classification, diagnosis, treatment methods.
50. Chronic genital infection (gonorrhea, candidomycosis, chlamydia, trichomoniasis). Etiopathogenesis, clinic, diagnosis, treatment.
51. Infertile marriage. Definition of the concept, reasons. The scheme of examination of an infertile couple.
52. Cervical biopsy. Indications, contraindications. Technique of execution.
53. Colposcopy is simple and extended. Indications, technique of execution.
54. Hysterosalpingography. Indications, contraindications. Technique of execution.
55. Hysteroscopy. Indications, contraindications. Technique of execution.
56. Diagnostic curettage of the uterine cavity. Indications, contraindications. Technique of execution.
57. Wedge-shaped ovarian resection. Indications, anesthesia. The technique of the operation.
58. Цистэктомия. Показания, обезболивание. Техника операции.
59. Amputation of the cervix. Varieties, indications, technique.
60. Supravaginal amputation of the uterus. Indications, anesthesia. The technique of the operation.
61. Extirpation of the uterus without appendages. Indications, equipment.
62. Exfoliation of the cyst of the large gland of the vestibule of the vagina. Indications, equipment.
63. Extended extirpation of the uterus with appendages. Indications, equipment.
64. Emmett's operation. Indications, equipment.
65. Puncture of the posterior vaginal arch. Indications, anesthesia. Technique of execution.
66. Conservative myomectomy. Indications, varieties, technique of execution.
67. Polypectomy. Indications, equipment.
68. Diagnostic laparoscopy. Chromohydrotubation. Indications, contraindications, technique of execution.

3. Obstetrics and Gynecology, 6th year (Per semester) – exam.


1. Generally uniform-narrowed pelvis. Diagnostics. Features of biomechanism and the course of

Министерство науки и высшего образования РФ Ульяновский государственный университет	Форма	
Ф-Рабочая программа дисциплины		

- labor with a uniformly narrowed pelvis. Complications for the mother and fetus.
2. The transverse position of the fetus. Causes of occurrence, diagnostic methods. Features of pregnancy and childbirth management. Complications in childbirth for the mother and fetus. The classic turn of the fetus on the leg.
 3. Abdominal obstetric forceps. Indications. conditions, equipment. Possible complications.
 4. Obstetric peritonitis. Etiology, classification, clinic, diagnosis. Basic principles of therapy. Prevention.
 5. Bleeding in the first half of pregnancy: spontaneous miscarriage, bladder drift, ectopic pregnancy. Clinic and differential diagnosis. Medical tactics.
 6. Ruptures of the uterus. Causes and mechanism. Classification. Clinic and diagnostics. Medical tactics.
 7. Placental insufficiency. Classification, clinical forms. Methods for diagnosing the condition of the intrauterine fetus. Therapy and prevention of placental insufficiency
 8. Premature birth. Classification depending on the timing of the interruption. Etiology, risk groups. Clinic, diagnosis, treatment.
 9. Weakness of labor activity. Etiology and pathogenesis. Classification, diagnostics. Modern methods of treatment. Complications for the mother and fetus.
 10. Caesarean section. Classification. The readings are absolute and relative. Conditions and technique of cesarean section in the lower uterine segment. The place of corporative caesarean section in modern obstetrics. Types of sutures on the uterus.
 11. Weekend obstetric forceps. Indications. conditions, equipment. Possible complications.
 12. Premature detachment of the normally located placenta. Etiology. Classification. Diagnostics. medical tactics.
 13. The concept of an anatomically narrow pelvis. Classification of narrow pelvises by shape and degree of narrowing. Diagnosis of narrow pelvises. Additional pelviometry. Delivery tactics.
 14. Transversely narrowed pelvis. Diagnostics. Features of biomechanism and the course of labor with a transversely narrowed pelvis. Complications for the mother and fetus.
 15. The concept of a clinically narrow pelvis. Signs of clinical inconsistency. Tactics of labor management with various degrees of clinical inconsistency. Possible complications for the mother and fetus.
 16. Obstetric injuries: ruptures of the perineum, vagina, cervix. Etiology. Classification. Diagnostics. treatment. Prevention.
 17. Pelvic presentation of the fetus. Causes of occurrence, diagnostic methods. Features of pregnancy and childbirth management. Complications in childbirth for the mother and fetus. Fetal extraction by the pelvic end.
 18. Massive obstetric bleeding. Causes of bleeding in the early postpartum period. Differential diagnosis. Medical tactics. Balloon tamponade. Prevention.
 19. Moderate preeclampsia. Clinic, diagnostics. Management of pregnancy and childbirth in women.
 20. Hemorrhagic shock. Etiology, pathogenesis. Clinic. Diagnostics. Prevention and treatment of dependence on the stage, prognosis.
 21. A simple flat pelvis. Diagnostics. Features of biomechanism and the course of labor with a simple flat pelvis. Complications for the mother and fetus.
 22. Ploskorachitic pelvis. Diagnostics. Features of biomechanism and the course of labor in a planarachytic pelvis. Complications for the mother and fetus.
 23. Vacuum extraction of the fetus. Indications. conditions, equipment.
 24. Anomaly of labor activity. Classification. Risk groups. The role of prostaglandins in prevention and treatment.
 25. Discoordinated labor activity. Etiology and pathogenesis. Clinic, diagnostics. Modern methods of treatment. Complications for the mother and fetus.

Министерство науки и высшего образования РФ Ульяновский государственный университет	Форма	
Ф-Рабочая программа дисциплины		

26. Excessively strong labor activity. Etiology and pathogenesis, clinic, diagnostics. Modern methods of treatment. Complications for the mother and fetus.
27. Miscarriage of pregnancy. Etiology. Risk groups. Modern principles of therapy. Prevention.
28. Placenta previa. Etiology. Classification, clinic, diagnostics. features of pregnancy and childbirth management in women with placenta previa. Hemorrhagic shock. Classification. Diagnostics.
29. DIC syndrome in obstetrics. Etiology, pathogenesis. Methods of express diagnostics. Prevention and treatment.
30. Bleeding in the subsequent period. Etiology. Differential diagnosis. Medical tactics. Prevention of bleeding in the subsequent and early postpartum periods.
31. Septic postpartum infections. Etiology, classification, clinic, diagnosis. Basic principles of therapy. Prevention of septic diseases in an obstetric hospital.
32. Septic shock. Etiology, classification, clinic, diagnosis. Basic principles of therapy. Prevention.
33. Preeclampsia/Eclampsia. Etiopathogenesis. Classification. Clinic, diagnostics. Management of pregnancy and childbirth in women. Prevention of preeclampsia in a women's clinic. Moderate preeclampsia.
34. Preeclampsia is severe. Management of pregnancy and childbirth in women.
35. Eclampsia. Classification. Diagnostics. Principles of pathogenetic therapy. Management of pregnancy and childbirth. Complications for the mother and fetus.
36. Immunological conflict in obstetrics. Ways of sensitization. Diagnostic methods. Pregnancy management in women with immunological conflict. Prevention.
37. Pregnancy and anemia. Etiology. pathogenesis. Clinic, diagnostics, modern principles of therapy, prevention. Indications for termination of pregnancy. Management of pregnancy and childbirth, the postpartum period.
38. Pregnancy and pyelonephritis. Etiology. Pathogenesis. Clinic, diagnostics, modern principles of therapy, prevention. Indications for termination of pregnancy. Management of pregnancy and childbirth, the postpartum period.
39. Pregnancy and diabetes mellitus. The concept of consensus. Etiology. pathogenesis. Clinic, diagnostics, modern principles of therapy, prevention. Indications for termination of pregnancy. Management of pregnancy and childbirth, the postpartum period.
40. Pregnancy and hypertension. Etiology. pathogenesis. Clinic, diagnostics, modern principles of therapy, prevention. Indications for termination of pregnancy. Management of pregnancy and childbirth, the postpartum period.
41. The structure and function of the fallopian tubes.
42. The structure and function of the uterus.
43. The structure of the vagina. Cyclic changes in the mucosa and contents of the vagina, their diagnostic value.
44. Principles of hormone therapy in gynecology.
45. Anovulatory bleeding. Methods of stopping bleeding. Hormonal stasis. Correction of ovarian function.
46. Dysfunctional uterine bleeding in the menopausal period.
47. Topographic anatomy of the external genitalia.
48. Anatomy of the pelvic floor.
49. Indications for surgical treatment for uterine fibroids Radical surgical interventions for uterine fibroids (surgery technique)
50. Conservative therapy of uterine fibroids
51. Cervical biopsy. Indications, contraindications. Technique of execution.
52. The structure of the ovaries and their physiological role in the female body.
53. Blood supply and innervation of a woman's internal genitals.

Министерство науки и высшего образования РФ Ульяновский государственный университет	Форма	
Ф-Рабочая программа дисциплины		


54. The position of the uterus and appendages in the pelvis. Suspending, supporting and fixing devices.
55. Hypothalamic-pituitary regulation of the menstrual cycle.
56. Ovarian-menstrual cycle.
57. Juvenile uterine bleeding. Etiopathogenesis, clinic, diagnosis and treatment.
58. Pelvioperitonitis: clinic, diagnosis, principles of therapy.
59. Salpingoophorites. Etiopathogenesis, clinic, diagnosis, treatment.
60. Types and techniques of conservative myomectomies
61. Anatomy of the anterior abdominal wall.
62. 22. Hormones of the hypothalamic-pituitary system and their biological effect.
63. Ovarian hormones and their biological effect.
64. Functional diagnostics tests, interpretation of their results.
65. Ovarian cysts. Classification, clinic, diagnosis, treatment.
66. Ovarian tumors. Classification, etiopathogenesis, clinic, diagnosis, treatment.
67. External endometriosis. Definition, etiopathogenesis, clinic, diagnosis, treatment.
68. Internal endometriosis. Definition of the concept, etiopathogenesis, clinic, diagnosis, treatment methods.
69. Cervical cancer. Classification, etiology, diagnosis, treatment methods. Prevention of cervical cancer.
70. Benign diseases of the cervix. Classification, diagnosis, treatment methods.
71. Colposcopy is simple and extended. Indications, technique of execution.
72. Hysterosalpingography. Indications, contraindications. Technique of execution.
73. Hysteroscopy. Indications, contraindications. Technique of execution.
74. Precancerous diseases of the cervix. Classification, diagnosis, treatment methods.
75. Cystectomy. Indication, anesthesia. The technique of the operation.
76. Amputation of the cervix. Varieties, indications, technique.
77. Clinic of disturbed ectopic pregnancy (tubal abortion, rupture of the fallopian tube). Methods of diagnosis of ectopic pregnancy
78. Tubectomy (surgery technique).
79. Diagnostic curettage of the uterine cavity. Indications, contraindications. Technique of execution.
80. Uterine fibroids: clinical picture. Methods of diagnosis of uterine fibroids

10. INDEPENDENT WORK OF STUDENTS

The content, requirements, conditions and procedure for organizing independent work of students, taking into account the form of training, are determined in accordance with the "Regulations on the organization of independent work of students" approved by the Academic Council of UISU (Protocol No. 8/268 of 26.03.2019).

Form of study ___ full-time _____

Name of sections and topics	Type of independent work (study of educational material, problem solving, abstract, report, control work, preparation for the test, exam, etc.)	Volume in hours	Form of control (verification of problem solving, abstract, etc.)
Obstetrics 7-8 sem.	Curation of a pregnant report, study of educational material,	50	Verification of problem

Министерство науки и высшего образования РФ Ульяновский государственный университет	Форма	
Ф-Рабочая программа дисциплины		

	problem solving, preparation for passing the test		solving, report, test
Gynecology 9-And Sam	Supervision of a gynecological patient report, study of educational material, problem solving, preparation for passing the test	46	Verification of problem solving, report, test
Obstetrics and gynecology To everyone	study of educational material, problem solving, preparationfortheexam	18	Verification of problem solving, report, exam

11. EDUCATIONAL-METHODICAL AND INFORMATION SUPPORT OF DISCIPLINE

a) List of recommended literature

Main literature:

1 Sidorova, I. S. Obstetrics and gynecology : Vol. 1. Physiological obstetrics : textbook / Sidorova I. S. , Nikitina N. A. - Москва : ГЭОТАР-Медиа, 2021. - 336 с. - ISBN 978-5-9704-6010-8. - Текст :электронный // ЭБС "Консультантстудента" : [сайт]. - URL : <https://www.studentlibrary.ru/book/ISBN9785970460108.html>

2 Sidorova, I. S. Obstetrics and gynecology : Vol. 4. Gynecology : textbook / Sidorova I. S. , Unanyan A. L. , Nikitina N. A. - Москва : ГЭОТАР-Медиа, 2021. - 192 с. - ISBN 978-5-9704-6013-9. - Текст :электронный // ЭБС "Консультантстудента" : [сайт]. - URL : <https://www.studentlibrary.ru/book/ISBN9785970460139.html>


3 Radzinskiy, V. E. (Радзинский В. Е.) Gynecology : textbook / ed. by Radzinskiy V. E. , Fuks A. M. - Москва : ГЭОТАР-Медиа, 2020. - 896 с. - ISBN 978-5-9704-5799-3. - Текст :электронный // ЭБС "Консультантстудента" : [сайт]. - URL : <https://www.studentlibrary.ru/book/ISBN9785970457993.html>

Additional literature:

1. АндрееваМ. В. Diseasesoftheurinarytract, kidneyandpregnancy = Заболеваниямочевыводящихпутей, почкибеременность :studyquide / М. В. Андреева, Е. П. Шевцова, Ж. С. Мартинсон. - Волгоград :ВолгГМУ, 2021. - 88 с. - ISBN9785965206308. - Текст :электронный // ЭБС "Букап" : [сайт]. - URL : <https://www.books-up.ru/ru/book/diseases-of-the-urinary-tract-kidney-and-pregnancy-13816236/>

2. Instruction and methodological manual on physiological obstetrics / М. L. Albutova, N. V. Voznesenskaya, Т. Y. Kornilova [идр.] ; edited by L. I. Trubnikova ; Ulyanovsk State University, Faculty of Medicine, Departament of Obstetrics and Ginecolodgy. - 3rd edition. - Электрон. текстовыедан. (1 файл : 3,91 Мб). - Ulyanovsk: ULSU, 2018. - Загл. сэкрана. - Текст : электронный<http://lib.ulsu.ru/MegaPro/Download/MObject/1366>

3Андреева М. В. Вопросы частной гинекологии. ManualIssuesinParticularGynecology / М. В. Андреева, Е. П. Шевцова, Ж. С. Мартинсон. - 2-е изд. доп.. - Волгоград :ВолгГМУ, 2019. - 92 с. - Текст : электронный // ЭБС "Букап" : [сайт]. - URL : <https://www.books-up.ru/ru/book/voprosy-chastnoj- ginekologii-manual-issues-in-particular-gynecology-9808729/>

Министерство науки и высшего образования РФ Ульяновский государственный университет	Форма	
Ф-Рабочая программа дисциплины		

12. MATERIAL AND TECHNICAL SUPPORT OF THE DISCIPLINE:

GUZ GKB No. 1 Perinatal Center, and GUZ UOKB, Perinatal Center

- Computers (3 pcs.), laptop (3 pcs.).
- Multimedia projector (2 pcs.).
- A set of tools for obstetric and gynecological operations, KIWI vacuum extractor, models of female pelvises, phantoms, dolls.
- GD/F56 – robotic dummy simulator of a woman in labor with a dummy fetus,
- phantom forearms for Implanon insertion
- Ultrasound machine-Aloka-500.
- * Olympus colposcope
- Transvaginal sensor.
- Phantom for breast examination.
- Simulator for practicing the skills of gynecological examination, hysteroscopy and colposcopy.
- Simulator of difficult childbirth.
- A model of maternity care using a vacuum extractor.
- A model of the spine with a pelvis with dedicated zones.
- A model to demonstrate the process of childbirth (pelvic skeleton and 2 fetal heads).
- A model of a female pelvis with muscles.
- Enlarged placenta model.

Occupied areas of the Department of Obstetrics and Gynecology:

GUZ GKB No. 1 (Perinatal Center)

432064, Ulyanovsk region, Ulyanovsk, Doctor Surov Ave., 4.

1st floor, non-residential premises:

- room No. 21– 10.6 m2 (women's wardrobe)
- room No. 22– 11.2 m2 (men's wardrobe)


6th floor block "B" maternity hospital:

1. Study room No. 32/33 23 m2 (Kornilova T.Yu.)
2. Study room No.35 16.1 m2 (Albutova M.L.)
3. Study room No. 36 18.3 m2 (BogdasarovA.Yu.)
4. Professor's office No. 3 16.7 m2
5. study room No. 34 39.9 m2 (hall 65.8 m2/ 2 classrooms) (Iglina M.A.)
6. Study room No. 34a 25.9 m2 (Balandin A.N.)

GOOSE WALKB

432017, Ulyanovsk region, Ulyanovsk, III Internationale str., 7 (maternity hospital)

4th building, 2nd floor

Министерство науки и высшего образования РФ Ульяновский государственный университет	Форма	
Ф-Рабочая программа дисциплины		

1. office room No. 8 3.4 m2
2. Conference hall No. 21 40.3 m2 (Chivilgina V.V.)
3. Study room No. 22 28.6 m2 (Voznesenskaya N.V.)
4. Study room No. 23 16.2 m2 (Zhdanova V.Yu.)
5. Laboratory room No. 24 16.3 m2
6. office of the head of the department, study room No. 25 28.8 m2 (Trubnikova L.I.)
7. study room No. 26 17.4 m2 (Tajieva V.D.)


The premises are equipped with a set of student furniture for 14-20 seats, a classroom blackboard, a teacher's workplace

Lecture hall (300-400 seats) 432017, Ulyanovsk region, Ulyanovsk, ul. 106 Sviyaga River embankment (building 1, building 2, building 4)

Simulation class: 432017, Ulyanovsk region, Ulyanovsk, ul.Embankment of the Sviyaga river,106 (building 6) 432048, Ulyanovsk region, Ulyanovsk GUZ OKB, Perinatal Center, III Internationala str., 7 (building 4).

1. Obstetric dummy or dummy of a woman in labor F1010R
 1. Demonstration and practical skills throughout the delivery process
 2. Determination of fetal heart rate, the possibility of change in the range of 60-200 beats / min
 3. Palpation of the abdomen of a woman in labor (Leopold's reception)
 4. Practicing the skills of vaginal childbirth
 5. Childbirth using a vacuum extractor
 6. practicing episiotomy skills
 7. Examinations at the 2nd month of pregnancy
 8. Electronic controller in Russian with touch control
 9. Russian-language voice prompts
- 2. Basic virtual laparoscopy simulator ENSIM-B.LPR.01**
 - Basic skills in endoscopic surgery;
 - Some important skills in laparoscopy;
 - A set of training tasks for suturing and tying knots;
 - Some important skills of suturing and tying knots;
 - Practical skills in laparoscopic cholecystectomy;
 - Performing a total cholecystectomy operation;
 - Skills of performing gynecological operations;
 - Performing a total hysterectomy operation;
 - Performing laparoscopic appendectomy operations;
 - Vascular treatment, mobilization and crossing of the sigmoid colon.
- 3. Comprehensive vacuum delivery system with a rigid cup.**

The vacuum system of obstetrics with a rigid, universal cup and with an indicator of traction strength is designed for all presentations, including asynclitic posterior occipital
- 4. Doll for pediatrics, umbilical cord.**

Министерство науки и высшего образования РФ Ульяновский государственный университет	Форма	
Ф-Рабочая программа дисциплины		

A doll for pediatrics is a model made of soft material with a movable head, arms and legs. The doll allows you to work out the treatment of the umbilical wound and resuscitation actions, as well as all the actions of the babysitter, such as:

- bathing;
- weighing;
- measurement of growth;
- temperature measurement;
- feeding;
- enema setting.

5. Robotic dummy simulator of a woman in labor for the processing of obstetric, gynecological, neonatological skills, as well as emergency care in childbirth and newborns F 56

Breathing: imitation of spontaneous breathing with chest movement up and down, a variety of breathing types, auscultation of respiratory noises of all types, gr. The cell rises and falls during artificial ventilation, the position and depth of the tube can be determined during orotracheal intubation.

Blood circulation: cardiac auscultation of all types, blood pressure measurement, imitation of arterial pulse.

First aid: cardiopulmonary resuscitation, support simulation of defibrillation, system of administration of medications, I / m injections, I / v injections. Postpartum nursing care.

Obstetrics: normal childbirth, delivery with a vacuum extractor, difficult labor with shoulder presentation, childbirth with pelvic presentation. Umbilical cord prolapse. Placenta previa. Caesarean section. External obstetric turn. Four receptions of Leopold. Placental abruption. Postpartum bleeding. Massage of the postpartum uterus. Suturing of the perineum.

Monitoring of vital functions

6. Simulator for practicing skills of gynecological examination, colposcopy.


1. Includes all the functions of the F30S simulator.
2. Allows you to evaluate the hysteroscopic picture.
3. Possibility of laparoscopic visualization: the uterus, appendages, round ligament and other structures are available for visualization.
4. The possibility of introducing female condoms, a contraceptive sponge, a cervical cap and other contraceptives.
5. The cervix and uterus are replaceable.

7. Simulator for suturing the perineum.

You can practice the correct use of tools and various techniques of tying knots.

GUZ GKB No. 1 Perinatal Center, and GUZ UOKB, Perinatal Center

- Computers (3 pcs.), laptop (3 pcs.).
- Multimedia projector (2 pcs.).
- A set of tools for obstetric and gynecological operations, KIWI vacuum extractor, models of female pelvises, phantoms, dolls.
- GD/F56 – robotic dummy simulator of a woman in labor with a dummy fetus,
- phantom forearms for Implanon insertion.

Министерство науки и высшего образования РФ Ульяновский государственный университет	Форма	
Ф-Рабочая программа дисциплины		

- Ultrasound machine-Aloka-500.
- * Olympus colposcope
- hysteroscope.
- Transvaginal sensor.
- Phantom for breast examination.
- Simulator for practicing the skills of gynecological examination, hysteroscopy and colposcopy.
- Simulator of difficult childbirth.
- A model of maternity care using a vacuum extractor.
- A model of the spine with a pelvis with dedicated zones.
- A model to demonstrate the process of childbirth (pelvic skeleton and 2 fetal heads).
- A model of a female pelvis with muscles.
- Enlarged placenta model.

Lecture hall (200 seats)

Technical means: laptop, multimedia projector, screen

The practice of the 4th course is conducted in medical institutions of the city:

1. GUZ OKB, Perinatal Center 432048, Ulyanovsk region, Ulyanovsk, III Internationala str., 7
2. GUZ GKB No. 1 Perinatal Center 432064, Ulyanovsk region, Ulyanovsk, Doctor Surov Ave., 4
3. Perinatal center "Mama" 432011, Ulyanovsk region, Ulyanovsk, Radishchev str., 42 bldg.5

Practice in obtaining professional skills and professional experience (Assistant to a doctor of an outpatient clinic).


5th year

- Women's consultation No. 1 432064, Ulyanovsk region, Ulyanovsk, GUZ GKB No. 1 Perinatal Center, Doctor Surova Ave., 4
- * Women's consultation TSGKB 432057. Ulyanovsk region, Ulyanovsk, Orenburg str., 27.
- * Women's consultation of the CMSC named after the Honored Doctor of Russia V.A. Egorov 432008 Ulyanovsk region, Ulyanovsk, Dostoevsky str., 22
- Women's consultation No. 1 432002, Ulyanovsk region, Ulyanovsk, Gagarin str., 20
- Women's consultation No. 4432002, Ulyanovsk region, Ulyanovsk, Ryabikova str., 96

Independent work is carried out by students in the classrooms of GUZ GKB No. 1 Perinatal Center, and GUZ UOKB, Perinatal Center or the library of UISU 432017, Ulyanovsk region, Ulyanovsk, ul. 106 Svivaga River embankment (buildings 1 and 2)

Tables:

- onobstetrics:
- physiologicalobstetrics – 53
- operativeobstetrics - 27
- ingynecology: menstrualcycle – 7
- operativegynecology - 30
- methods of research in gynecology – 8

Министерство науки и высшего образования РФ Ульяновский государственный университет	Форма	
Ф-Рабочая программа дисциплины		

Videos:

On obstetrics:

- ✓ Operation Obstetric Forceps
- ✓ Operation Vacuum extraction of the fetus
- ✓ Cesarean section operation
- ✓ Physiology of childbirth
- ✓ Childbirth in the pelvic presentation
- ✓ Abortion
- ✓ Tsovyanov's Manual 1
- ✓ Manual on Tsovyanov 2
- ✓ Manual manual in the classic way
- ✓ Controlled balloon tamponade
- ✓ Manual separation of the placenta and isolation of the afterbirth

In gynecology;

- climonorm;
- endoscopic myomectomy;
- malformations of the female genital organs;
- laparoscopy in gynecology;
- bacterial vaginosis;
- external endometriosis;


- **Presentations on all topics of lectures of 4-6 courses**

Library: conference materials, textbooks, Ulvanovsk Medical and Biological Journal, etc. GUZ GKB No. 1 Perinatal Center, and GUZ UOKB, Perinatal Center

- * Computers (2 pcs.), laptop (2 pcs.), netbook (1 pc.).
 - Multimedia projector,
 - * A set of tools for obstetric and gynecological operations, KIWI vacuum extractor, models of female pelvises, phantoms, dolls,
 - GD/F56 – robotic dummy simulator of a woman in labor with a dummy fetus,
 - phantom forearms for Implanon insertion,
 - Ultrasound machine-Aloka-500,
 - colposcope,
 - hysteroscope.
- Classrooms for lectures, seminars, group and individual consultations).

The premises for independent work are equipped with computer equipment with the ability to connect to the Internet and provide access to an electronic information and educational environment, an electronic library system.

The classrooms are equipped with specialized furniture, a blackboard. Lecture halls are equipped with multimedia equipment to provide information to a large audience. The list of equipment used in the educational process is indicated in accordance with the information on the material and technical support and equipment of the educational process posted on the official website of the USU in the section "Information about the educational organization".

Министерство науки и высшего образования РФ Ульяновский государственный университет	Форма	
Ф-Рабочая программа дисциплины		

13. SPECIAL CONDITIONS FOR STUDENTS WITH DISABILITIES


If necessary, students from among persons with disabilities (at the request of the student) may be offered one of the following options for the perception of information, taking into account their individual psychophysical characteristics:

- for persons with visual impairments: in printed form in enlarged font; in the form of an electronic document; in the form of an audio file (translation of educational materials into audio format); in printed form in Braille; individual consultations with the involvement of a typhoid translator; individual assignments and consultations;
- for persons with hearing impairments: in printed form; in the form of an electronic document; video materials with subtitles; individual consultations with the involvement of a sign language interpreter; individual tasks and consultations;
- for persons with musculoskeletal disorders: in printed form; in the form of an electronic document; in the form of an audio file; individual assignments and consultations;

If it is necessary to use partially/ exclusively distance learning technologies in the educational process, the organization of work of teaching staff with students with disabilities and disabilities is provided in an electronic information and educational environment, taking into account their individual psychophysical characteristics.



Developer _____ senior lecturer *llly* Marina O.A. _____
signatureposition FULL name


Developer _____ Professor *L.I. Trubnikova* Trubnikova L.I. _____

Russian Ministry of Science and Higher Education Ulyanovsk State University	Form	
F-Working Discipline Program		

LIST OF CHANGES of 1

Educational plan of discipline
«Obstetrics and Gynecology»
31.05.01. "General Medicine"
(with the development of part of the program in English" № 1
Speciality 31.05.01. «General medicine»

№	Content of the change or a link to the attached text of the	Full name of the head of the Department developing the discipline	Signature	Date
1	Introduction of changes to item C) Professional databases, information and reference systems item 11 "Educational, methodological and information support of the discipline" with the design of Appendix 1	<u>Trubnikova L.I.</u>		14.06.24
2	Introduction of changes to item A) Recommended Literature item 11 "Educational, methodological and information support of the discipline" with the design of Appendix 2	<u>Trubnikova L.I.</u>		14.06.24

Russian Ministry of Science and Higher Education Ulyanovsk State University	Form	
F-Working Discipline Program		

Appendix 1

EDUCATIONAL-METHODICAL AND INFORMATION SUPPORT OF DISCIPLINE

a) List of recommended literature

Main literature:

- 1 Sidorova, I. S. Obstetrics and gynecology : Vol. 1. Physiological obstetrics : textbook / Sidorova I. S. , Nikitina N. A. - Москва : ГЭОТАР-Медиа, 2021. - 336 с. - ISBN 978-5-9704-6010-8. - Текст :электронный // ЭБС "Консультантстудента" : [сайт]. - URL : <https://www.studentlibrary.ru/book/ISBN9785970460108.html>
- 2 Sidorova, I. S. Obstetrics and gynecology : Vol. 4. Gynecology : textbook / Sidorova I. S. , Unanyan A. L. , Nikitina N. A. - Москва : ГЭОТАР-Медиа, 2021. - 192 с. - ISBN 978-5-9704-6013-9. - Текст :электронный // ЭБС "Консультантстудента" : [сайт]. - URL : <https://www.studentlibrary.ru/book/ISBN9785970460139.html>


Additional literature:

- 1 Strizhakov, A. N. Methodology and methods of educational obstetric history taking : tutorial guide / A. N. Strizhakov, I. V. Ignatko, A. M. Rodionova [et al.]. - Москва :ГЭОТАР-Медиа, 2022. - 80 с. - ISBN 978-5-9704-6449-6. - Текст :электронный // ЭБС "Консультантстудента" : [сайт]. - URL : <https://www.studentlibrary.ru/book/ISBN9785970464496.html>
2. Radzinskiy, V. E. (Радзинский В. Е.) Gynecology : textbook / ed. by Radzinskiy V. E. , Fuks A. M. - Москва : ГЭОТАР-Медиа, 2020. - 896 с. - ISBN 978-5-9704-5799-3. - Текст :электронный // ЭБС "Консультантстудента" : [сайт]. - URL : <https://www.studentlibrary.ru/book/ISBN9785970457993.html>
3. Instruction and methodological manual on physiological obstetrics / M. L. Albutova, N. V. Voznesenskaya, T. Y. Kornilova [идр.] ; edited by L. I. Trubnikova ; Ulyanovsk State University, Faculty of Medicine, Department of Obstetrics and Gynecology. - 3rd edition. - Электрон. текстовые дан. (1 файл : 3,91 Мб). - Ulyanovsk: ULSU, 2018. - Загл. с экрана. - Текст : электронный <http://lib.ulsu.ru/MegaPro/Download/MObject/1366>

Educational- methodical:

1. **Albutova M. L.** Methodological developments for independent work of students discipline «Ob/gynecology» for the specialty 31.05.01 «Medical business» (VII - VIII semester) / M. L. Albutova; Ulyanovsk State University. - Ulyanovsk :UISU, 2022. - 9 p. – Неопубликованный ресурс; На англ. яз. - URL: <http://lib.ulsu.ru/MegaPro/Download/MObject/11600>. - Режим доступа: ЭБС УлГУ. - Текст :электронный.
2. Bogdasarov A. Yu. Methodological instructions for students' independent work for the discipline «Obstetrics and gynecology» block «Gynecology» for the specialty 31.05.01 «Medical business» (IX - X terms) / Bogdasarov A. Yu.; Ulyanovsk State University. - Ulyanovsk :UISU, 2022. - 9 p. – Неопубликованный ресурс; На англ. яз. - URL: <http://lib.ulsu.ru/MegaPro/Download/MObject/11601>. - Режим доступа: ЭБС УлГУ. - Текст :электронный.
3. Tajieva V. D. Methodological instructions for students in preparation for practical exercises on the discipline «Obstetrics» for the specialty 31.05.01 «Medical business» (XI-XII semester) / V. D. Tajieva, O. A. Marinova; Ulyanovsk State University. - Ulyanovsk :UISU, 2022. - 31 p. – Неопубликованный ресурс; На англ. яз. - URL: <http://lib.ulsu.ru/MegaPro/Download/MObject/11614>. - Режим доступа: ЭБС УлГУ. - Текст :электронный.


AGREED:

Leading specialist Стадольникова /  / 2024_

The position of the worker scientific library Full name

signature

date

Russian Ministry of Science and Higher Education Ulyanovsk State University	Form	
F-Working Discipline Program		

Appendix 2

1. *Electronic library systems:*

1.1. Цифровой образовательный ресурс IPRsmart : электронно-библиотечная система : сайт / ООО Компания «Ай Пи Ар Медиа». - Саратов, [2024]. – URL: <http://www.iprbookshop.ru>. – Режим доступа: для зарегистрир. пользователей. - Текст : электронный.

1.2. Образовательная платформа ЮРАЙТ : образовательный ресурс, электронная библиотека : сайт / ООО Электронное издательство «ЮРАЙТ». – Москва, [2024]. - URL: <https://urait.ru> . – Режим доступа: для зарегистрир. пользователей. - Текст : электронный.

1.3. База данных «Электронная библиотека технического ВУЗа (ЭБС «Консультант студента») : электронно-библиотечная система : сайт / ООО «Политехресурс». – Москва, [2024]. – URL: <https://www.studentlibrary.ru/cgi-bin/mb4x>. – Режим доступа: для зарегистрир. пользователей. – Текст : электронный.

1.4. Консультант врача. Электронная медицинская библиотека : база данных : сайт / ООО «Высшая школа организации и управления здравоохранением-Комплексный медицинский консалтинг». – Москва, [2024]. – URL: <https://www.rosmedlib.ru>. – Режим доступа: для зарегистрир. пользователей. – Текст : электронный.

1.5. Большая медицинская библиотека : электронно-библиотечная система : сайт / ООО «Букап». – Томск, [2024]. – URL: <https://www.books-up.ru/ru/library/> . – Режим доступа: для зарегистрир. пользователей. – Текст : электронный.

1.6. ЭБС Лань : электронно-библиотечная система : сайт / ООО ЭБС «Лань». – Санкт-Петербург, [2024]. – URL: <https://e.lanbook.com>. – Режим доступа: для зарегистрир. пользователей. – Текст : электронный.

1.7. ЭБС Znanium.com : электронно-библиотечная система : сайт / ООО «Знаниум». - Москва, [2024]. - URL: <http://znanium.com> . – Режим доступа : для зарегистрир. пользователей. - Текст : электронный.

2. КонсультантПлюс [Электронный ресурс]: справочная правовая система. / ООО «Консультант Плюс» - Электрон. дан. - Москва : КонсультантПлюс, [2024].

3. eLIBRARY.RU: научная электронная библиотека : сайт / ООО «Научная Электронная Библиотека». – Москва, [2024]. – URL: <http://elibrary.ru>. – Режим доступа : для авториз. пользователей. – Текст : электронный

4. Федеральная государственная информационная система «Национальная электронная библиотека» : электронная библиотека : сайт / ФГБУ РГБ. – Москва, [2024]. – URL: <https://нэб.рф>. – Режим доступа : для пользователей научной библиотеки. – Текст : электронный.

5. Российское образование : федеральный портал / учредитель ФГАУ «ФИЦТО». – URL: <http://www.edu.ru>. – Текст : электронный.

6. Электронная библиотечная система УлГУ : модуль «Электронная библиотека» АБИС Мега-ПРО / ООО «Дата Экспресс». – URL: <http://lib.ulsu.ru/MegaPro/Web>. – Режим доступа : для пользователей научной библиотеки. – Текст : электронный.